



Policing & Community
Safety Partnerships

making our community safer



Annual Effectiveness Report

2018/19



Contents

Executive Summary	5
PCSP 2018/19 Delivery Summary Highlights.....	7
1. Background	8
2. Strategic Focus	9
3. Financial Reporting.....	12
4. Strategic Priority One.....	16
4.1 Partnerships	16
4.2 Engagement	17
4.2 Communication	18
5. Strategic Priority Two	20
5.1 Alcohol and Drugs.....	22
5.2 Anti-social Behaviour (ASB).....	26
5.3 Business, Retail, Rural and Agricultural Crime	32
5.4 Preventing Domestic and Sexual Violence and Abuse	36
5.5 Hate Crime.....	38
5.6 Burglary and Crime Prevention & Home Security	41
5.7 Road Safety	45
6. Strategic Priority Three	49
6.1 Policing Committees	50
7. Summary of Implementation	58
8. PCSP role and contact details.....	59
Glossary	61

Table No.		Page
1	PCSP Budget 2018/19	12
2	PCSP Admin & Operational Budget 2018/19	13
3	PCSP Meeting Expenses 2018/19	14
4	PCSP Reprofiled Total Budget 2018/19	15
5	PCSP Key Thematic Areas of Focus 2018/19	20
5a	PCSP Key Thematic Areas of Focus 2017/18	21
6	District level drug seizures / arrests 2017/18 – 2018/19	23
7	ASB Incidents 2017/18 – 2018/19	27
8	ASB Incidents by Council District 2017/18	28
9	Domestic Abuse Incidents and Crimes by Council District 2017/18 – 18/19	36
10	Hate Incidents and Crimes 2017/18 – 18/19	39
11	Residential Burglary Crimes by Council District 2017/18 – 18/19	42
12	Performance of the local police	49
13	Satisfaction that PSNI treat members of the public fairly in Northern Ireland as a whole.	50

Fig No.		Page
1	PCSP Funding 2017/18 compared to 2018/19	12
2	PCSP Facebook Followers	19
3	PCSP Facebook Likes	18
4	Alcohol related deaths by age 2007-2017	22
5	Total Anti-Social Behaviour Incidents 2017/18 and 2018/19	27
6	Number of Business and Community Burglaries 2017/18 and 2018/19	33

7	Number of Shoplifting Crimes 2018/19	33
8	Hate Incidents 2017/18 and 2018/19	39
9	Hate Crime 2017/18 and 2018/19	40
10	Residential Burglaries 2018/19	42
11	Road traffic casualties 2018/19	45
12	Causation Factors 2018/19	46
13	Primary Causation Factor in Death or Serious Injury 2018/19	49

EXECUTIVE SUMMARY

This report highlights the achievements and impacts that the eleven Policing and Community Safety Partnerships (PCSPs) and four District PCSPs (DPCSPs) have made over the 2018/19 financial year.

The Department of Justice and the Northern Ireland Policing Board jointly fund PCSPs with an aim to link communities with key Policing and Community Safety policy initiatives emerging from central government. The PCSPs consult and engage with the public and their partners in order to deliver initiatives and projects that tackle the issues that matter most to their communities.

The PCSPs in their annual reports have evidenced the clear impact they have had in Northern Ireland including:

- Fifteen diverse and meaningful partnerships are working and functioning effectively at the local district level with the elected representatives, statutory bodies and community representatives fully participating across the region;
- All PCSPs have worked hard to tackle the issues caused through illegal drug use. Their projects facilitated the disposal of 44,917 drug items through the installation of their RAPID (Remove All Prescription and Illegal Drugs) bins. This coupled with the increase of drug seizure incidents recorded by PSNI resulted in less illegal drugs being on the streets of Northern Ireland.
- PCSP activity contributed to a decrease in anti-social behaviour when compared to 2017/18. They held approximately 500 sessions with over 9,000 attendees designed to support communities in their bid to reduce anti-social behaviour.
- Reported business and community burglaries reduced by 14.7% in 2018/19 supported by PCSP activities including trailer marking, retail and business crime clinics and farms receiving DNA kits through Farmwatch.
- Reporting of domestic violence incidents and crimes increased in 2018/19 from the previous year. This may indicate increased confidence in reporting. PCSPs have supported many projects designed to raise awareness of domestic abuse and sexual violence, increase reporting and support victims/survivors. These projects have delivered 65 awareness raising sessions to almost 2,000 people.
- Residential burglary has seen a reduction of 8.5% in 2018/19. PCSPs have worked hard to support a reduction of burglaries through their 778 accredited Neighbourhood Watch schemes covering over 41,933 homes with 996 volunteering co-ordinators.
- The number of road traffic deaths remained the same in 2018/19 as in 2017/18, those seriously injured increased by 2% however those slightly injured reduced by 4.4%. The PCSPs have worked hard to reduce these statistics delivering over 100 road safety events to almost 18,000 people.
- All PCSP activity makes an important contribution to increasing community confidence in policing. Community confidence in policing in the most recent Omnibus survey (May 2018) has remained mostly the same as the 2017 survey.
- The PCSPs chair local "Support Hubs" in collaboration with their partners. These hubs seek to support those who are considered most vulnerable. Four hubs were established during 2018/19 in Northern Ireland, with three hubs reporting they had supported over 300 people who had been referred during the year.
- PCSPs have continued to contribute to the elimination of paramilitarism in Northern Ireland through co-design with communities and their partners of programmes and interventions. Of particular note for 2018/19 was the commissioning of a project to produce a short film dealing with the negative impact of paramilitarism on Individuals, families and communities. This film won an award at the PCSP Community Safety Awards and was shortlisted in the best short film category at the Belfast Film Festival.

In May 2019, the work of the PCSPs was recognised at the inaugural PCSP Community Safety Awards 2019.

Chief Inspector of Criminal Justice Brendan McGuigan led the independent judging panel added: **“As a member of the judging panel, I was particularly impressed by the high standard, range and volume of entries. These awards showcase the innovative work that is being carried out by PCSPs working together with partners towards a safe community where we respect the law and each other.”**

A total of 50 nominations were received against 7 different award categories and a shortlisting process identified the top 2-3 nominations for each category.

There were 140 attendees at the event, including representation from Community and Voluntary Sector who work with and are helped by PCSPs to deliver local initiatives.



The following report illustrates in more detail some of the exceptional work PCSPs are delivering to

- Successfully deliver the functions of the policing and community safety partnership for the area;
- Improve community safety by tackling actual and perceived crime and anti-social behaviour and to
- To support community confidence in policing.

PCSP 2018/19 DELIVERY SUMMARY HIGHLIGHTS

44,971 drug items removed through RAPID bins.

500 ASB awareness sessions delivered to over 9,000 people.

14.7% reduction in business burglary.

8.5% reduction in residential burglary.

65 Domestic Violence awareness sessions delivered to over 2,000 people.

778 Neighbourhood Watch Schemes, covering 41,933 homes with 996 volunteers.

100 Road Safety events delivered to over 18,000 people.

3 operational Support Hubs supporting over 300 vulnerable people.

1. BACKGROUND

Policing and Community Safety Partnerships (PCSPs) are local independent statutory bodies made up of Councillors and independent people from each Council area who work to make communities safer.

In addition to the councillors and independent community members the following organisations are designated as members of the PCSPs:

- PSNI
- NI Housing Executive
- Youth Justice Agency
- Probation Board for Northern Ireland
- NI Fire & Rescue Service
- Education Authority
- Health & Social Care Trusts

There are eleven PCSPs (listed below) with Belfast PCSP including four districts East, North, South and West.

- Antrim & Newtownabbey
- Armagh, Banbridge & Craigavon
- Ards & North Down
- Belfast
 - East
 - North
 - South
 - West
- Causeway Coast & Glens
- Derry & Strabane
- Fermanagh & Omagh
- Lisburn & Castlereagh
- Mid & East Antrim
- Mid Ulster
- Newry, Mourne & Down

Together the members of the PCSP focus on the policing and community safety issues that matter most to the communities in their area and work to help their communities feel and be safer. This report has been commissioned by the Joint Committee, which is established under the Justice Act (Northern Ireland) 2011 and comprises of representatives from the Department of Justice (DOJ) and the Northern Ireland Policing Board (NIPB).

The Joint Committee is required by Section 34 of the Justice Act (Northern Ireland) 2011 to assess the effectiveness of Policing and Community Safety Partnerships (PCSPs) and District PCSPs (DPCSPs) in performing their functions (other than those of the Policing Committee) relating to community engagement and enhancing community safety. The NIPB is also required by Section 24 of the Justice Act (Northern Ireland) 2011 to assess the effectiveness of Policing Committees of PCSPs and DPCSPs in performing the restricted functions of PCSPs and DPCSPs.

This report will highlight the key achievements and impacts of the 2018/19 PCSP Action Plans including project examples across the key thematic areas implemented.

2. STRATEGIC FOCUS

The Joint Committee agreed three PCSP Strategic Priorities which ensure PCSPs are focusing on the issues that matter most within local communities. The PCSPs develop a local annual action plan to assist in the delivery of these strategic priorities. After local consultation the PCSPs then work together with their partners to deliver their action plan which includes the funding of services, programmes and projects in key areas.

The strategic priorities are as follows:

Strategic Priority 1 – to successfully deliver the functions of the Policing and Community Safety Partnership for the area by:

- Engaging with local community and statutory groups to identify local concerns in relation to policing and community safety and to invite their contribution to prioritise and address those concerns;
- Preparing the PCSP's plan and organising the work of the partnership to meet priority needs;
- Putting in place implementation structures and delivery mechanisms and facilitating resident focused participatory community safety structures that will contribute to a reduction in crime and the enhancement of policing and community safety in the Partnership's area, directly through the collaborative working of the membership of the Partnership, through the work of its delivery groups or through working in partnership with, or supporting the work of, others;
- Increasing PCSP awareness with the public and key stakeholders by planning communications activity to more proactively inform and promote the work of the PCSPs.

Under this priority during 2018/19, the PCSPs have achieved the following:

- Held 121 private PCSP meetings
- Held 51 public PCSP events / meetings;
- 1,961 PCSP members attended PCSP private meetings;
- PCSPs used various methods to communicate their messages and raise awareness.
- Across the PCSPs there were many articles published including in the Council Newsletters PCSP e-zine, InPartnership¹, and in local press.
- Facebook has been a key method of reaching out to communities. PCSPs have seen some great success making over 2,238 posts.
- Facebook posts were liked 11,523 times
- In excess of 59,240 members of the public attended PCSP funded public events;
- In Mid Ulster, Antrim & Newtownabbey (17 members), Ards & North Down (18 members) 100% of PCSP members felt supported in their local police monitoring.
- Derry and Strabane's PCSP Action Plan secured £622,573 of match funding from other partners.

Strategic Priority 2 – to improve community safety by tackling actual and perceived crime and anti-social behaviour through:

- Working in partnership with designated partners, local statutory bodies/agencies, the voluntary sector and the community to deal with, and reduce the impact of, actual and perceived anti-social behaviour and crime in the community;
- Ensuring that local statutory bodies and agencies deal with anti-social behaviour and crime related issues that matter in their area;
- Providing comprehensive community input into decision making processes about tackling actual and perceived anti-social behaviour and giving feedback on the effectiveness of interventions on meeting outcomes;

¹ <https://www.pcsp.org/>

- Identifying and implementing ways to educate communities about the realities of anti-social behaviour and crime;
- Contributing to delivery of the Community Safety Strategy action plans, and initiatives that improve community safety.

Under this priority during 2018/19, the PCSPs have achieved the following outcomes:

- Delivery of over 492 sessions and workshops designed to reduce antisocial behaviour (ASB) with c.9265 participants.
- Delivery of 65 domestic violence awareness raising sessions and training to 1,845 participants.
- Facilitated the disposal of 44,917 drug items through the installation of RAPID (Remove All Prescription and Illegal Drugs) bins.
- 1,503 homes have received safety assessments.
- 438 community safety themed events have been delivered in schools, colleges and universities to an audience of over 23,582 children and young people.

Strategic Priority 3 – to support community confidence in policing through:

- Ensuring local accountability through the Policing Committee's role in monitoring police performance;
- Ensuring that policing delivery reflects the involvement, views and priorities of local communities;
- The inclusion of initiatives/projects in PCSP plans aimed directly at meeting the objectives of the Northern Ireland Policing Plan;
- Identifying priorities from the PCSP Plan for consideration in the development of the local Policing Plan which are consistent with the Northern Ireland Policing Plan;
- Improving policing service delivery in partnership with local communities to build and strengthen public confidence in policing;
- Supporting effective engagement with the police and the local community, with specific emphasis on engagement with children, young people, at risk communities and disadvantaged communities;
- Building community confidence in the rule of law and embedding a culture of lawfulness by supporting the locality-based engagement that will emerge from local co-design in taking forward the Executive Action Plan² as set out in the Fresh Start Agreement and the draft Programme for Government. The Independent Reporting Commission³ oversees the work of the Executive's Action Plan and report on the PCSPs progress to help embed a culture of lawfulness.

Under this priority during 2018/19, the PCSPs have achieved the following outcomes:

- 73 Policing Committee meetings were held,
- 15 Support Hub meetings were reported by 3 PCSPs receiving 118 referrals
- 8,383 members of the public attended 234 PSNI engagement events
- Over 4,609 individuals subscribed to the Text Alert Scheme.

² <https://www.justice-ni.gov.uk/publications/tackling-paramilitary-activity-criminality-and-organised-crime-action-plan>.

³ <https://www.ircommission.org/>

Outcome Based Accountability (OBA)

The OBA approach focuses on outcomes that are desired and monitoring and evidencing progress towards those desired outcomes. Key features of OBA include:

- Population accountability, which is about improving outcomes for a particular population within a defined geographical area; and
- Performance accountability, which is about the performance of a service and improving outcomes for a defined group of service users.

OBA considers the difference that is being made as well as the numbers of things done. The benefits of using outcome-based accountability are numerous including:

- It helps build a collaborative approach;
- It helps identify barriers to innovation;
- It is a simple approach where anyone can take part and everyone can understand;
- It uses transparency and data to help ensure accountability; and
- It assists in moving strategy and planning to action.

The OBA approach includes asking three key questions:

1. How much did we do?
2. How well did we do it?
3. Is anyone better off?

In 2016, the Northern Ireland Assembly adopted an OBA approach for developing the 2016/21 Programme for Government which identifies 14 strategic outcomes to be delivered. Each of the strategic outcomes also has a number of primary indicators linked to them. The DoJ leads on Outcome 7; *'we have a safe community where we respect the law and each other'*. It also leads on three of the primary Indicators linked to Outcome 7, namely;

PfG Indicator 1 – Reduce crime;

PfG Indicator 38 – Increase the effectiveness of the justice system; and

PfG Indicator 39 – Reduce re-offending.

The DoJ Draft Departmental Business Plan contains seven key priority areas, or strategic drivers which include *'Keeping Communities Safe (including 'Fresh Start' agenda)'* that PCSPs contribute to. Each PCSP has provided quarterly performance information throughout 2018/19, a year-end report card for each Joint Committee funded service, programme or project and provided a 2018/19 annual report. All of this information has been examined to produce the content for this 2018/19 report.

3. FINANCIAL REPORTING

Each PCSP is required to submit a year-end financial statement detailing the spend across their projects, administration and meetings attended. Overall the Joint Committee invested £4,482,648.00 of which £4,248,647.74 was spent on the delivery of projects. Of this total, £2,859,085.19 was provided by the DOJ and £1,623,562.81 was provided by the NIPB.

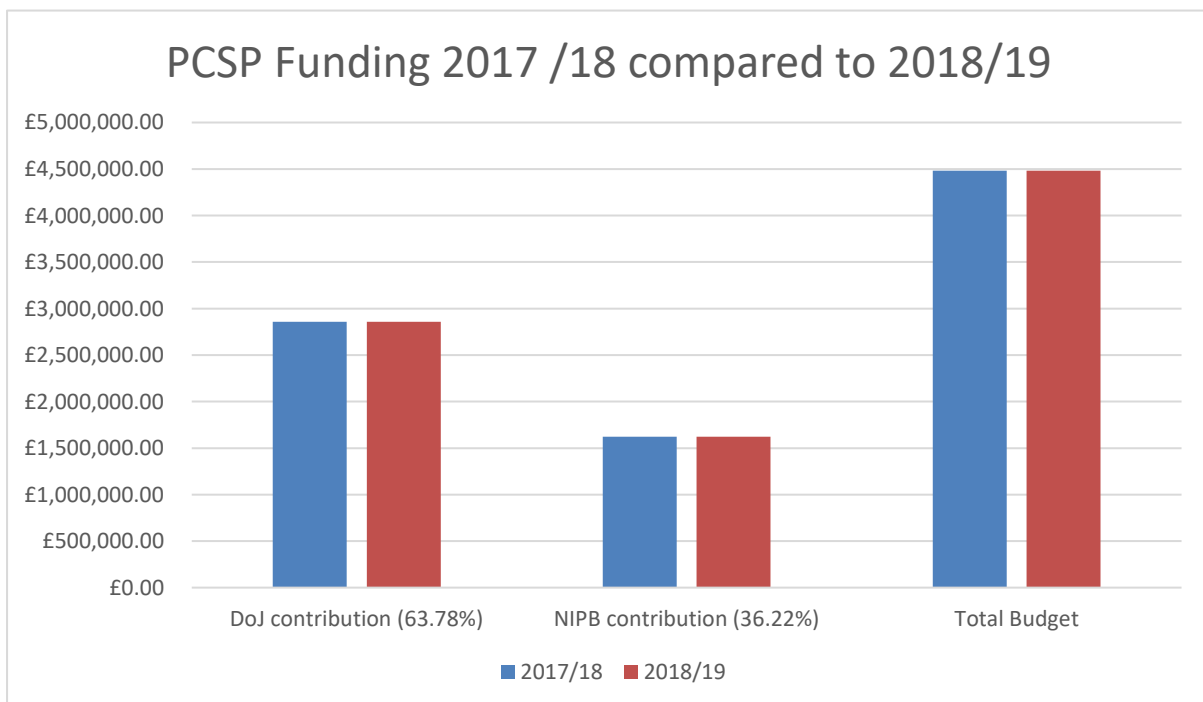
Budget allocation for each PCSP is calculated based on a basic amount (30%) and supplemented by additional amounts based on need (population (45%) and Deprived Super Output Areas (SOAs) (25%), utilising figures from the Northern Ireland Multiple Deprivation Measure (2017).

The tables below indicates the breakdown of PCSP funding sources.

Table 1 – PCSP Budget 2018/19

Budget Line	DoJ contribution	NIPB contribution	Total Budget
Administration and Operational	£2,859,085.19	£1,389,562.81	£4,248,648.00
Meeting Expenses	-	£163,500.00	£163,500.00
Addendum	-	£70,500.00	£70,500.00
Total Budget	£2,859,085.19	£1,623,562.81	£4,482,648.00

Fig 1 – Total PCSP Budget 2017/18 and 2018/19



The above chart shows that PCSP funding has remained stable for the last two financial years.

Table 2 – PCSP Admin & Operational Budget 2018/19

PCSP	Budget £ (Admin & Operational) 2017/18 & 2018/19	Year End Expenditure declared £ (18/19)	Underspend 2018/19 £	% expenditure (year-end) 2018/19	Underspend £ 2017/18	% expenditure (year-end) 2017/18
Antrim & Newtownabbey	303,540.00	289,075.71	14,464.29	95.2%	10,170.59	96.6%
Ards & North Down	317,834.00	299,233.15	18,610.85	94.1%	7,404.18	97.7%
Armagh, Banbridge & Craigavon	412,722.00	407,408.75	5,313.25	98.7%	14,889.62	96.4%
Belfast	826,518.00	825,515.00	1,003.00	99.9%	-	100.0%
Causeway Coast & Glens	363,256.00	363,256.00	0.00	100.0%	8,007.09	97.8%
Derry & Strabane	441,496.00	441,496.00	0.00	100.0%	-	100.0%
Fermanagh & Omagh	301,448.00	300,228.24	1,219.76	99.6%	1,904.72	99.4%
Lisburn & Castlereagh	275,114.00	275,115.00	-1.00	100.0%	1,480.51	99.5%
Mid & East Antrim	314,532.00	311,129.42	3,402.58	98.9%	4,862.00	98.5%
Mid Ulster	284,198.00	284,198.19	-0.18	100.0%	-	100.0%
Newry, Mourne & Down	407,989.74	378,249.82	29,739.92	92.7%	40,357.49	90.1%
TOTAL	4,248,647.74	4,174,905.28	73,752.47	98.3%	89,076.20	97.9%

The highlights of the above table are:

- The total budget across all the PCSPs for 2018/19 remained the same as for 2017/18 at £4,248,647. In 2018/19 Belfast PCSP received the highest budget of £826,518 and Lisburn and Castlereagh PCSP received the lowest budget of £275,114.
- The average percentage of expenditure incurred against the budgets was 98.3% compared to 97.9% during the 2017/18 financial year end.

Table 3 details the PCSP spend on meeting expenses for both 2017/18 and 2018/19.

For the 2017/18 financial year the PCSPs spent 68% of the budget against an award of £163,500, with an underspend of £75,367.31

For the 2018/19 financial year the PCSPs spent 94.8% of the budget against an award of £155,019.58 with an underspend of £8,480. Table 4 details the total budget spend by 10 PCSPs against reprofiled funding when additional funding was released from “meeting” budgets to spend on frontline projects.

Table 3 – PCSP Meeting Expenses 2018/19

PCSP	Budget £ (Meeting Expenses) 2017/18 & 2018/19	Year End Expenditure declared £ (18/19)	Underspend £ (18/19)	% expenditure (year-end 18/19)	Underspend £ (17/18)	% expenditure (year-end) 17/18
Antrim & Newtownabbey	16,000.00	15,249.00	751.00	95.30%	3,720.00	79.30%
Ards & North Down	12,000.00	10,860.00	1,049.00	90.50%	7,200.00	60%
Armagh, Banbridge & Craigavon	10,000.00	8,640.00	1,360.00	86.40%	8,940.00	50.30%
Belfast	27,000.00	26,418.82	581.18	97.80%	25,033.63	53.60%
Causeway Coast & Glens	18,000.00	15,672.00	2,328.00	87.10%	-744.00	104.10%
Derry & Strabane	11,000.00	12,420.00	-1,420.00	112.90%	5,760.00	68%
Fermanagh & Omagh	13,000.00	13,757.00	-757	105.80%	5,342.76	70%
Lisburn & Castlereagh	12,000.00	9,925.00	2,075.00	82.70%	8,256.49	54%
Mid & East Antrim	11,000.00	10,285.00	715	93.50%	7,613.40	58%
Mid Ulster	15,500.00	15,201.00	299	98.10%	2,659.55	85%
Newry, Mourne & Down	18,000.00	18,720.76	-720.76	104.00%	97.48	100%
TOTAL	163,500.00	157,148.58	6,351.42	96.10%	73,879.31	68%

Table 4 – PCSP Reprofiled Total Budget 2018/19

PCSP	Total Budget £ 2017/18 & 2018/19	Year End Expenditure declared £ (18/19)	Underspend £ (18/19)	% expenditure (year-end 18/19)	Underspend £ (17/18)	% expenditure (year-end 2017/18)
Antrim & Newtownabbey	325,253.32	310,037.75	15,215.57	95.30%	13,890.59	95.70%
Ards & North Down	335,785.26	310,155.41	25,629.85	92.40%	14,604.18	95.70%
Armagh, Banbridge & Craigavon	430,246.47	423,404.90	6,841.57	98.40%	23,829.62	94.50%
Belfast	867,910.91	867,328.82	582.09	99.90%	25,033.63	97.10%
Causeway Cost & Glens	387,961.96	385,514.00	2,447.96	99.40%	7,263.09	98.10%
Derry & Strabane	460,497.39	461,917.00	-1,419.61	100.30%	5,760.00	98.70%
Fermanagh & Omagh	320,127.84	320,022.83	105.01	99.90%	7,247.48	97.70%
Lisburn & Castlereagh	292,357.38	290,281.51	2,075.87	99.30%	9,737.00	96.70%
Mid & East Antrim	331,427.57	327,310.02	4,117.55	98.80%	12,475.40	96.20%
Mid Ulster	305,090.90	304,791.90	299.00	99.90%	2,659.55	99.10%
Newry, Mourne & Down	425,989.74	396,721.19	29,268.55	93.20%	40,454.97	90.50%
TOTAL	4,482,648.74	4,397,485.33	85,163.41	98.10%	162,955.51	96.40%

4. STRATEGIC PRIORITY ONE

Strategic Priority One requires the PCSP to successfully deliver the functions of the Policing and Community Safety Partnership for each area.

This priority focuses on four key areas detailed on page 6 of this report.

The PCSPs provided comprehensive reports detailing how they had worked to meet Strategic Priority One. A summary of their activities are detailed below under partnerships, engagement and communication.

4.1 PARTNERSHIPS

PCSPs have worked across their areas with delivery partners, community groups and statutory agencies to deliver the functions of the partnerships. The quarterly returns and annual reports submitted from the PCSPs show that collaboration across the partnerships is well embedded from early strategic planning stages through to delivery and evaluation.

The PCSPs have held collaborative strategic planning days with their partners to identify and agree how to best meet the requirements in the three priorities and have also invested in training for their members and held public events and meetings.

How much did they do?

In total the PCSPs have held:

- 121 private PCSP meetings
- 51 public PCSP events / meetings;
- 44 training events for PCSP members; and
- 24 working steering group meetings/briefings.

How well did they do it?

- 1,961 members attended at PCSP private meetings;
- In excess of 59,240 member of the public attended PCSP events;
- 86 PCSP members attended training events; and

Is anyone better off?

The PCSPs reported the following highlights:

Antrim & Newtownabbey

- 100% (17) of PCSP members felt supported in their local police monitoring role and have sufficient knowledge about policing committee remit.

Ards & North Down

- 100% (18) of PCSP members attending the meeting feel supported in their role.

Armagh, Banbridge & Craigavon

- 100% of 22 members have an improved knowledge/understanding of their role
- 100% of 293 new Facebook likes and 101 new registered Text Alert users with improved awareness of the PCSP.

Belfast

- 49 PCSP and DCSP private meetings held
- North Belfast funded the Greater Shankill Community Safety Monthly Network Meeting
- East Belfast attended 11 Partners And Community Together meeting (PACT) and 10 tension monitoring meetings
- South Belfast attended 9 PACT meetings and 2 Renewal Working Groups
- West Belfast attended at a range of local interagency structures across West Belfast

Causeway Coast & Glens

- 90% (70) members felt supported in their role

Derry & Strabane

- 78.3% (47 of 60) of elected members and 63.0% (34 of 54) of independent members feel supported in their role.
- The PCSP secured £622,573 of match funding. Leverage ratio of 1.35 to 1 i.e. for every £1 they receive from the Joint Committee the PCSP levered an additional £1.35 from partners.

Fermanagh & Omagh

- Increase in following on PCSP Facebook page from 392 to 526 (34%)
- 129.9% increase in likes between April 2018 and March 2019 from 174 to 400 likes.

Lisburn and Castlereagh

- 11 PCSP meetings including 8 private, 3 public and 3 thematic sub group meetings held.
- 88 social media posts.
- 394 page likes/followers.

Mid & East Antrim

- 52% of 100 people surveyed have more awareness of the PCSP.

Mid Ulster

- 100% (18) Members felt supported in their role.
- 15 out of 18 members reported a good knowledge/understanding of their role.

Newry, Mourne & Down

- Facebook “likes” increased by 10.47% from 487 (May 18) to 650 (March 19)
- Neighbourhood Watch Network meeting attended by 5 Elected Members (80%)

4.2 ENGAGEMENT

The PCSPs have evidenced significant engagement through their report cards and annual reports. This engagement has been with the public, partners and other stakeholders and targeted as to achieve their priorities.

PCSPs, through their Annual Reports, have evidenced significant engagement in their areas. It is also evident that this engagement is with a wide range of audiences, both internally and externally. The implementation of Community Plans in each District Council requires PCSPs to work in collaboration with Good Relations and Community Planning Officers to identify potential synergies and opportunities for shared delivery of the plans. As a result of this collaboration, PCSPs are recognised as one of the key delivery partners for community safety actions in their local Community Plan.

In relation to external engagement, PCSPs are evidencing both traditional and innovative approaches. All PCSPs are required to hold public meetings with their communities which are aimed at building confidence, trust and knowledge in relation to the role and work of the PCSP. In addition to the minimum 4 annual public meetings each PCSP are required to hold, many PCSP members participated in local inter-agency forums and groups, highlights include:

- Antrim & Newtownabbey PCSP members attended children and young person's steering group meetings and road safety steering group meetings.
- Armagh Banbridge & Craigavon PCSP members attend the ASB sub group, reducing harm subgroup and the fear of crime subgroup meetings.
- Ards & North Down PCSP members attended community safety sub-group meetings.
- Belfast DPCSPs have taken part in a number of sub groups including ASB.
- Causeway Coast & Glens PCSP members attended 100 additional meetings outside the routine PCSP meetings.
- Derry & Strabane members attended 83 community safety meetings.
- Fermanagh & Omagh hosted 16 PCSP working groups including business and rural crime and road safety.
- Lisburn & Castlereagh PCSP held 3 thematic sub group meetings during 2018/19.
- Mid & East Antrim held 4 thematic sub groups facilitated by the PCSP. These groups were focused on drugs and alcohol, domestic violence/sexual abuse, ASB and the Support Hub.

4.2 COMMUNICATION

Communicating with the public, partners and stakeholders is a key role of the PCSPs. During 2018/19 the report cards and year end reports have evidenced proactive activity to communicate key messages. Communication methods have included:

- Press releases;
- Leaflet drops;
- Information stands at events;
- Articles in local media and Council publications;
- Online articles;
- Social media posts; and
- Public events and engagements.

PCSPs have sought to engage different ways of communicating their messages including Ards and North Down cinema advertising and bus shelter advertising. This campaign gave an anti-drugs message "think before you buy". Across the PCSPs there were many articles published in the PCSP e-zine, InPartnership⁴, and in local press such as Borough Life in Antrim and Newtownabbey.

Facebook

Facebook has been key in reaching out to communities. PCSPs have seen some great success as demonstrated below:

- 2,238 posts published
- Posts liked 11,523 times increased from 7,739 in 2017/18

In addition, the PCSP twitter posts reached 237,402 people.

The graph below shows the Facebook activities of the PCSPs over the financial year. The PCSPs have seen significant increases in their page "likes" (28.3%) and "followers" (28.8%). The greatest rises were seen in followers in Derry and Strabane (127.4%) and Belfast (141.7%). The greatest rises in likes were also seen in Fermanagh and Omagh (129.9%) and Mid Ulster (140%)

⁴ <https://www.pcsp.org/>

Fig 2 – Facebook Activity 2018/19 - Followers

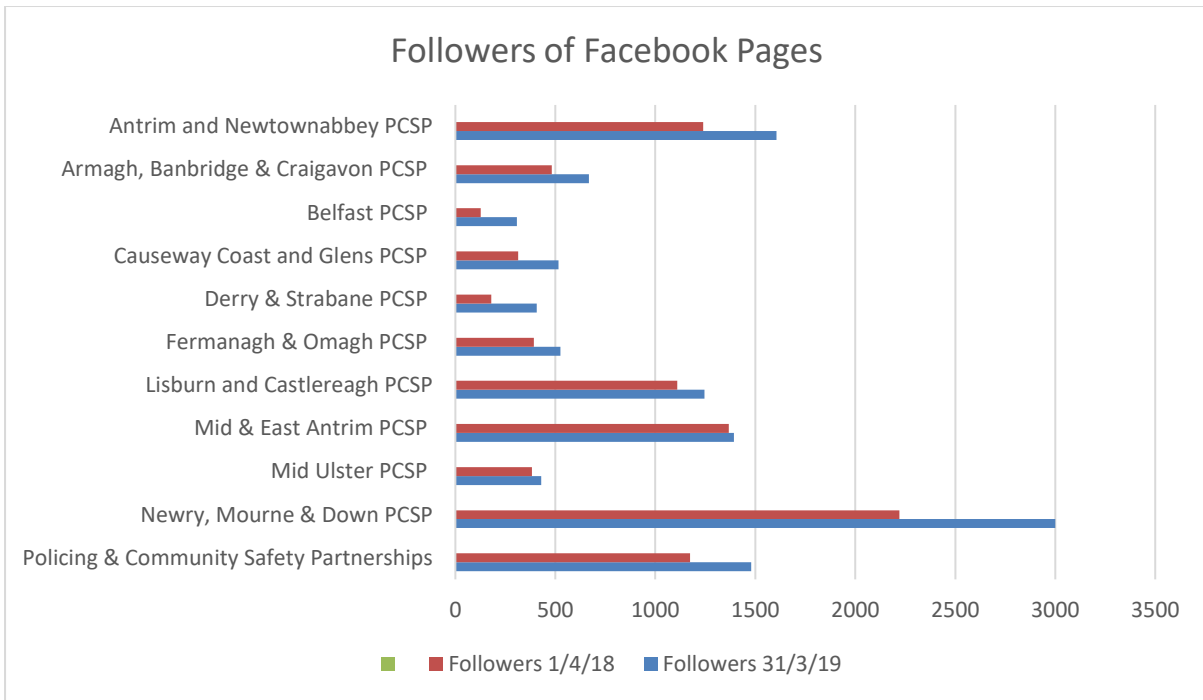
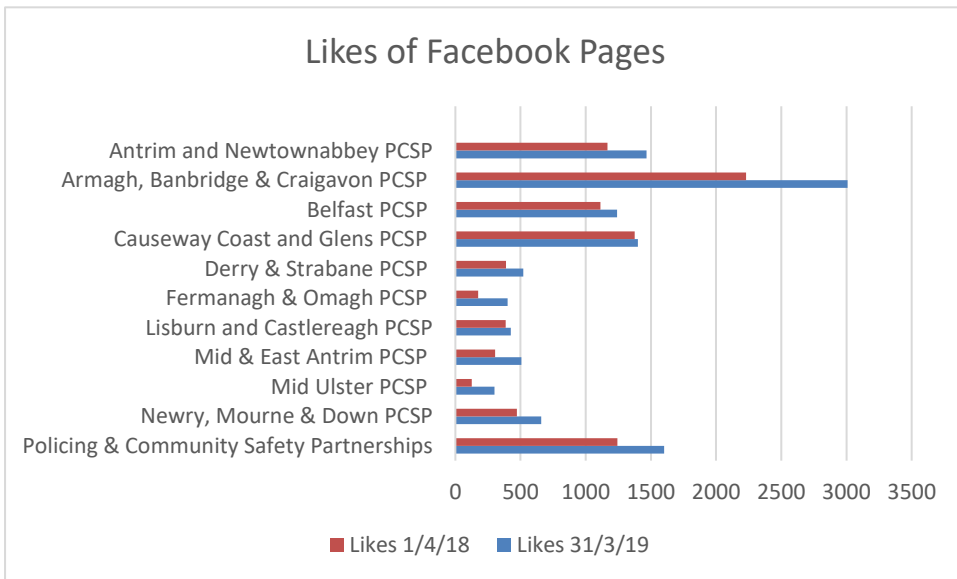


Fig 3 – Facebook Activity 2018/19 - Likes



5. STRATEGIC PRIORITY TWO

This priority focuses on delivery of services, programmes and projects to address local community safety needs, focussing on tackling ASB, crime and the fear of crime. These initiatives are delivered by the PCSPs with the support of their partners, community groups, voluntary sector and statutory partners. Each PCSP has identified local thematic areas, based on evidential need, where they agreed they can make the greatest difference with the funding allocated. Each year the PCSPs undertake a review of their existing Action Plan examining the effectiveness of the initiatives they are delivering using turning the curve methodology. This exercise provides the PCSP the opportunity to retain, amend or discontinue and replace initiatives as required. Table 5 below highlights the key thematic areas each PCSP have prioritised during 2018/19 compared with Table 5a showing initiatives delivered in 2017/18.

Table 5 – PCSP Key Thematic Areas of Focus 2018/19

	Alcohol	ASB	Awareness	Burglary	Business / Retail	Justice Worker	Drugs	DV	Educational	Elderly	Graffiti	Hate Crime	Home Security	Intergenerational	Internet Safety	Neighbourhood Watch	Night Time Economy	Paramilitarism	RADAR	Road Safety	Rural Crime	Vulnerable	Youth Diversion	Youth Engagement	Wardens	Community Police engagement
Antrim & Newtownabbey	x	X	x				x	X	x	x			x	x		X		x		x		x	x	x	x	x
Armagh Banbridge & Craigavon	x	X	x		x		x	X	x	x	x		x	x	x	X		x		x	x		x	x	x	x
Ards & North Down	x	X	x	x			x	X		x		x	x			X	x	x	x	x	x	x	x	x	x	x
Belfast	x	X		x			x	X	x	x		x				X	x	x	x			x	x	x		x
Causeway Coast & Glens	x	X		x		x	x	X	x	x	x		x		x	X	x	x	x	x	x	x	x	x		x
Derry & Strabane	x	X			x		x	X		x		x	x		x	X					x	x		x	x	x
Fermanagh & Omagh	x	X	x				x	X	x	x			x			X				x	x	x	x	x	x	x
Lisburn & Castlereagh	x	X	x	x	x		x	X	x				x		x	X		x		x	x	x		x		x
Mid & East Antrim	x	X	x			x	x	X	x	x		x			x	X		x				x	x	x	x	x
Mid Ulster	x	X	x				x	X	x	x		x			x	X	x		x			x	x	x		x
Newry Mourne & Down	x	x	x	x			x	x	x			x	x			x		x		x	x				x	x

Table 5a – PCSP Key Thematic Areas of Focus 2017/18

	Alcohol	ASB	Burglary	Business / Retail Crime	Drugs	Domestic / Sexual Violence	Elderly	Hate Crime	Human Trafficking	Internet Safety	Neighbourhood Watch	Night Time Economy	Road Safety	Rural Crime	Community Safety Wardens / Street Pastors
Antrim & Newtownabbey		x	x		x	x					x		x		x
Armagh Banbridge & Craigavon	x	x	x	x	x	x		x			x	x	x	x	x
Ards & North Down	x	x	x		x	x		x			x		x	x	x
Belfast	x	x	x	x	x	x	x	x	x		x		x		x
Causeway Coast & Glens	x	x	x		x	x	x			x	x		x	x	
Derry & Strabane	x	x	x	x	x	x	x	x			x		x	x	x
Fermanagh & Omagh		x		x		x					x	x	x		x
Lisburn & Castlereagh	x	x	x		x	x		x		x	x		x		x
Mid & East Antrim	x	x	x	x	x	x			x	x	x		x	x	x
Mid Ulster	x	x		x	x	x	x			x	x	x	x	x	
Newry Mourne & Down	x	x	x		x			x			x		x	x	x

The key changes in PCSP thematic priorities since 2017/18 are

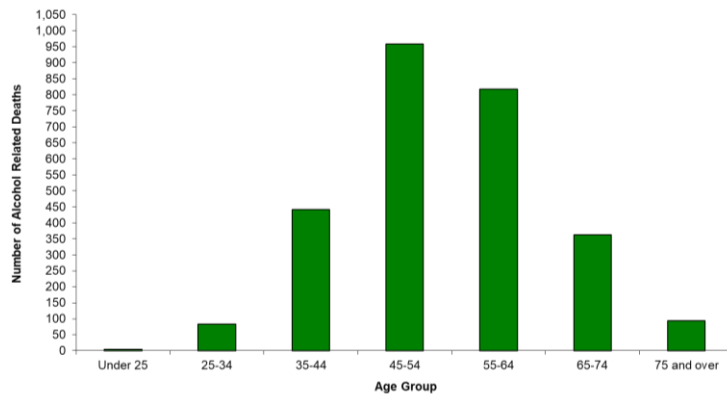
- Identifying new thematic areas including, awareness, criminal justice worker, educational, graffiti, home security, intergenerational, paramilitarism, vulnerable, youth diversion, youth engagement, and community and police engagement.,
- Human trafficking does not appear as a theme this year,
- Alcohol has become a new theme in two PCSP areas,
- Home security as a theme has been removed in four PCSP areas,
- Business crime has been removed in four areas but has been included in a different PCSP area this year,
- Elderly has become a theme in five PCSP areas this year,
- Hate crime has been added as a new theme in three PCSP areas and removed from two,
- Internet safety has been introduced as a new theme in two PCSP areas,
- Night time economy has become a new key theme in three PCSP areas and removed as a theme from two,
- Road safety has seen a reduction as a theme, being removed from four PCSP areas,
- Rural crime has seen two PCSP areas include it as a theme this year and the removal in one PCSP area,
- Community safety street pastors have been removed as a theme in two PCSP areas.

The next section of this report will focus on the achievements under specific themes including short case studies. The thematic areas will be reported on through Strategic Priorities Two and Three as well as the Policing Committee section.

5.1 ALCOHOL AND DRUGS

Reducing the misuse of drugs and alcohol and eliminating the subsequent negative impacts on families and wider communities remains a priority across Northern Ireland. It is reported that 6,743 people are currently in treatment in Northern Ireland for misuse of drugs or alcohol⁵, but the number of those not engaging in treatment is much larger. Between 2007 and 2017 more than 2,700 deaths were attributed to alcohol, 68% of these people were men, with those between the ages of 45-54 making up the largest percentage of deaths⁶.

Fig 4 - Alcohol related deaths by age 2007-2017



PSNI statistics coupled with the above health data can give a fuller picture of the drug and alcohol landscape in Northern Ireland.⁷

⁵ - <https://www.health-ni.gov.uk/sites/default/files/publications/health/drug-alcohol-census-2019.html>

⁶ <https://www.nisra.gov.uk/publications/alcohol-specific-deaths-2007-2017>

⁷ <https://www.psnipolice.uk/globalassets/inside-the-psni/our-statistics/drug-seizure-statistics/documents/police-recorded-drug-seizures-and-arrests-in-northern-ireland-2006-07-to-2018-19.pdf>

Table 6 - District level drug seizures / arrests 2017/18 – 2018/19⁸

Area20	Seizure Incidents			Arrests		
	2017/18	2018/19	% change	2017/18	2018/19	% change
Belfast City: of which:	2,148	2,444	+13.8%	1,080	1,320	+22.2%
<i>East (Strandtown)</i>	312	387	+24%	160	188	+17.5%
<i>North (Tennent Street)</i>	606	696	+14.9%	293	359	+22.5%
<i>South (Lisburn Road)</i>	863	963	+11.6%	484	564	+16.5%
<i>West (Woodbourne)</i>	367	398	+8.4%	143	209	+46.2%
Lisburn & Castlereagh	574	694	+20.9%	230	248	+7.8%
Ards & North Down	333	391	+17.4%	137	153	+11.7%
Newry, Mourne & Down	566	586	+3.5%	188	187	-0.5%
Armagh, Banbridge & Craigavon	624	721	+15.5%	229	260	+13.5%
Mid Ulster	361	403	+11.6%	119	143	+20.2%
Fermanagh & Omagh	312	333	+6.7%	181	140	-22.7%
Derry City & Strabane	606	593	-2.1%	395	332	-15.9%
Causeway Coast & Glens	484	454	-6.2%	218	204	-6.4%
Mid & East Antrim	426	466	+9.4%	154	167	+8.4%
Antrim & Newtownabbey	438	476	+8.7%	191	164	-14.1%
Northern Ireland	6,872	7,561	+10%	3,122	3,318	+6.3%

As the table above shows, most areas have seen an increase in drug seizures from 2017/18 to 2018/19.

- The total number of seizure incidents for the year 2018/19 across all PCSPs and District PCSPs has increased by 689 incidents to 7,561 incidents compared against 6,872 incidents during 2017/18, representing an average increase of 10% overall.
- The area with the highest increase in incidents when compared with figures from 2017/18 was East Belfast District PCSP with a change of +24% however the total number of incidents was the second lowest overall at 387.
- This was followed by Lisburn and Castlereagh with a change of +20.9% at 694 incidents.

⁸ <https://www.psni.police.uk/globalassets/inside-the-psni/our-statistics/drug-seizure-statistics/documents/police-recorded-drug-seizures-and-arrests-in-northern-ireland-2006-07-to-2018-19.pdf>

- Two PCSPs saw a decrease during the year, Derry City and Strabane with a change of -2.1% and Causeway Coast and Glens with a change of -6.2%.
- All other districts saw an increase in incidents.
- The largest number of incidents on record across all the PCSPs and District PCSPs was in South Belfast District PCSP with 963 incidents in 2018/19 which is an increase of 11.6% compared to 2017/18.
- The lowest number of incidents was recorded by Fermanagh and Omagh at a total of 333 with a change of +6.7%. followed by East Belfast with a change of +24% and Ards and North Down at 391 with a change of +17.41.
- The average number of incidents during the year across all 10 PCSPs and 4 Belfast DPCSPs is 540.
- West Belfast District PCSP saw the highest increase in arrests by 46.2% from 143 arrests in 2017/18 to 209 in 2018/19.
- Fermanagh and Omagh saw the high decrease in arrest by -22.7% from 181 arrests in 2017/18 to 140 arrests in 2018/19.
- The average arrests across all districts is 237.
- South Belfast also had the highest number of arrests with 564 arrests in total.
- Overall arrest totals have increased by 6.3% from 3,122 to 3,318 in 2018/19.

PCSP Activity

It is clear from the report cards and the annual reports that the PCSPs have been working hard with their stakeholders, partners and the community to help raise awareness of the harm caused by the misuse of alcohol and drugs. They have worked to raise awareness of the harm caused by the misuse of drugs and alcohol and also worked directly with community members to help them address their addiction issues.

Overall, PCSPs have delivered 127 workshops / events with 20,722 participants who have engaged in the PCSPs activities around drugs and alcohol.

The section below will describe the impact of some PCSP programmes and projects.

Local Service, Programmes and Projects.

Below are some case studies of PCSP projects which have shown successful results:

Drug & Substance and Alcohol Awareness Programme (Antrim and Newtownabbey)

Funded amount - £46,424

This project focused on providing information about the dangers of drugs and substances. It also provides access to coping mechanisms and techniques to assist individuals to address substance misuse and alcohol abuse.

How much did they do?

- In 2018/19 Youth Support Workers provided 318 hours of outreach work.
- Delivered 40 workshops with young people aged 11-18 yrs.
- In 2018/19 they received 47 referrals for counselling support and provided 416 one-to-one counselling sessions provided.
- Attended the Vulnerable Persons sub-group meeting to feedback on counselling provision & engagement.

- Attended ASB & Young People sub-group meeting to feedback on Youth Outreach, Heads Up Awareness Workshops.
- In Quarter 3 they completed the Pharmacy Campaign with 65 chemists which is 100% of all chemists within the Antrim & Newtownabbey Borough involved.

How well did they do it?

- 1,850 young people took part in the BEE SAFE Workshops in Antrim & Glengormley.
- 302 young people took part in the Summer Beat Workshops in Antrim & Newtownabbey.
- 3,651 young people participated in Primary Schools Programme through awareness raising workshops with 100% indicating increased awareness of drug, alcohol and substance misuse.
- 47 clients were provided with 416 sessions of counselling support. Attendance of clients was 85%.

Is anyone better off?

- 6,079 people have received support from Antrim Youth Information & Counselling Centre not including those young people we engaged with through our Youth Outreach Work.
- Feedback from the Primary Schools Programme has been excellent and both the primary 7 teachers and school principals have said that the programme is a huge asset to their yearly Life Long Learning Programme.

Drug and Alcohol Awareness Presentation (Newry, Mourne & Down)

Total spend on all drugs and awareness programmes by Newry, Mourne & Down PCSP - £68,897

A hard hitting presentation was commissioned where Theresa Burke presented on her personal experience in relation to the consequences of drug misuse.

How much did they do?

- 8 presentations delivered

How well did they do it?

- 1,200 participants

Is anyone better off?

- There was a 100% satisfaction rate and reviews expressed a change in opinion of drugs and alcohol.



Targeted Programme to reduce harm (Lisburn & Castlereagh)

Funding for programmes addressing drug and alcohol violence - £17,107

This programme consisted of holding community consultations and the installation of a RAPID bin. In total there were 9 projects which included school awareness plays.

How much did they do?

- 6 community consultations.

How well did they do it?

- 8,000 residents engaged through the RAPID drugs bin consultations.

Is anyone better off?

- Good community awareness of the bin locations and how to safely dispose of prescribed and illicit drugs.
- 3,827 items recovered from the bins.

5.2 ANTI-SOCIAL BEHAVIOUR (ASB)

PCSPs are legislatively obliged to tackle ASB under the Justice Act (Northern Ireland) 2011 Paragraph 21(3). ASB can have a huge impact on individuals and communities by reducing quality of life. Tackling this behaviour requires the collaborative working of the PCSP, wider partners and communities. This section describes some of the activity funded by PCSPs in this thematic area.

The PSNI define ASB under three headings of personal, nuisance and environmental. Personal, describes an incident where it is perceived that the ASB is deliberately targeted at an individual or a group.

The PSNI reported there were 51,799 ASB incidents in Northern Ireland during 2018/19, a decrease of 4,704 incidents on the previous 12 months. Levels each month have been lower than previous years except for June 2018 which was marginally higher with an increase of 39 incidents reported however February 2019 saw an additional 300 reports when compared to February 2018.⁹

⁹ <https://www.psni.police.uk/globalassets/inside-the-psni/our-statistics/anti-social-behaviour-statistics/2019/march/asb-bulletin-mar-19.pdf>

Fig 5 – Total Anti-Social Behaviour Incidents 2017/18 and 2018/19 ¹⁰

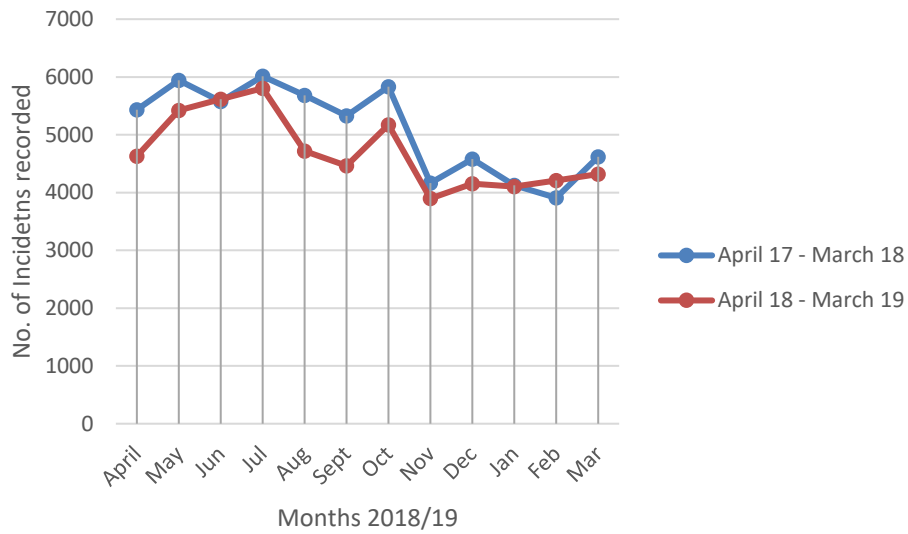


Table 7 – ASB Incidents 2017/18 – 2018/19

	April	May	Jun	Jul	Aug	Sept	Oct	Nov	Dec	Jan	Feb	Mar
April 17 - March 18	5433	5941	5577	6012	5681	5329	5832	4167	4580	4127	3909	4619
April 18 - March 19	4631	5420	5616	5805	4716	4464	5172	3896	4154	4102	4209	4318
% Percentage increase / decrease	-14.8	-8.8	0.7	-3.4	-17.0	-16.2	-11.3	-6.5	-9.3	-0.6	7.7	-6.5

¹⁰ https://www.psnipolice.uk/globalassets/inside-the-psni/our-statistics/anti-social-behaviour-statistics/2019/march/asb-bulletin-mar_19.pdf

Table 8 - ASB Incidents by Council District 2017/18 and 2018/19¹¹

Area	ASB Incidents			
	2017/18	2018/19	Change	% Change
Belfast City: of which:	18,746	17,095	-1,651	-8.8
<i>East (Strandtown)</i>	<i>3,468</i>	<i>3,006</i>	<i>-462</i>	<i>-13.3</i>
<i>North (Tennent Street)</i>	<i>4,960</i>	<i>4,795</i>	<i>-165</i>	<i>-3.3</i>
<i>South (Lisburn Road)</i>	<i>6,728</i>	<i>5,931</i>	<i>-797</i>	<i>-11.8</i>
<i>West (Woodbourne)</i>	<i>3,590</i>	<i>3,363</i>	<i>-227</i>	<i>-6.3</i>
Lisburn & Castlereagh	3,171	3,171	0	0
Ards & North Down	4,987	4,157	-830	-16.6
Newry, Mourne & Down	5,087	4,898	-189	-3.7
Armagh, Banbridge & Craigavon	6,382	6,109	-273	-4.3
Mid Ulster	3,163	2,956	-207	-6.5
Fermanagh & Omagh	2,720	2,988	268	9.9
Derry City & Strabane	5,034	4,616	-418	-8.3
Causeway Coast & Glens	3,945	3,440	-505	-12.8
Mid & East Antrim	3,857	3,745	-112	-2.9
Antrim and Newtownabbey	4,115	3,328	-787	-19.1
Northern Ireland	61,207	56,503	-4,704	-7.7%

The highlights of the above table are:

- The total number of incidents for the year ended 2018/19 across all PCSPs and DPCSPs has decreased by 4,704 incidents to 56,503 incidents compared against 61,207 incidents during 2017/18, representing an average decrease of 7.7% overall.
- The PCSP with the highest decrease in incidents when compared with figures from 2017/18 was Antrim and Newtownabbey with a change of -19.1% followed by Ards and North Down with a change of -16.6%.
- Fermanagh & Omagh PCSP saw an increase of incidents by +9.2% equating to a total of 268 more incidents during 2018/19.

¹¹ https://www.psni.police.uk/globalassets/inside-the-psni/our-statistics/anti-social-behaviour-statistics/2019/march/asb-bulletin-mar_19.pdf

- Many PCSPs saw little change when compared to 2017/18, such as Lisburn and Castlereagh which recorded the same number of incidents in 2017/18 and 2018/19.
- The largest number of incidents on record across all the PCSPs and District PCSPs was in Armagh, Banbridge and Craigavon with 6,109 incidents in 2018/19 against an average number of incidents across all areas of 4,036 for the year.
- However, this is comparable to their figures last year with a figure of 6,382 representing a change of -4.3%.
- Mid Ulster and Fermanagh & Omagh saw the lowest number of incidents overall with 2,956 and 2,988 incidents reported during 2018/19, both were comparable to their previous years' figures with a change of -6.5 and +9.2%.

Overall PCSP Outcomes

The PCSP report cards and annual reports show that the PCSPs have worked hard with their partners to address ASB in a bid to make people feel safer in their communities. Intergenerational activities and programmes have resulted in a clear improvement in this type of behaviour.

Local Service, Programmes and Projects.

Launch of Youth Hut and event at Bann Boulevard (Armagh, Banbridge & Craigavon)

Total PCSP spend on diversionary activities £37,785

This project launched a youth hut at Portadown to encourage engagement in diversionary activities. A celebration event was also held at The Mill for the St. Ronan's class who participated in the 'School Report' tackling ASB at underpass 8 in Lurgan.

How much did they do?

- 250 participants

How well did they do it?

- 100% of 30 participants reported satisfaction with activities.
- 100% of 5 partners reported satisfaction with activities.

Is anyone better off?

- 100% of 5 partners reported improved partnership working with other key stakeholders (as a result of their involvement with PCSP).

Causeway ASB Response Network (Causeway Coast & Glens)

Funded amount - £5,000

Following several incidents that occurred in the borough, it was identified that no single statutory body was responsible for any given incident. It was agreed that the borough should form a multi-agency group to respond to future incidents.

How much did they do?

- 6 referrals received.
- 9 network responses including teleconferences and meetings.

How well did they do it?

- 100% network members felt the network was useful.
- 100% of network members felt the action the group took was successful.

Is anyone better off?

- 6 and 100% network responses felt that the initiative had a positive effect.

Drumragh Project (Fermanagh & Omagh)

Funded amount - £2,000

The PCSP funded a targeted grant programme to increase capacity of the communities to address identified local community safety issues.

How much did they do?

- A procurement exercise was undertaken to procure an external provider.
- One action plan devised in consultation with students, teachers and parents.

How well did they do it?

- 84% (131 of 156) students participating in the consultation were happy that their idea and opinions were considered for the action plan.
- 77% (121 of 156) students participating in the consultation rated the activities used by the facilitators to encourage interaction and participation as excellent.

Is anyone better off?

- 91% (142 of 156) students participating in the consultation will be happy to take part in the programmes and activities that follow the action plan

ASB Awareness – Blackout Play (Mid & East Antrim)

Funded amount - £7,000

The Blackout play was funded by PCSPs and DoJ to tour schools across Mid and East Antrim in order to deter young people from entering the criminal justice system.

How much did they do?

- Over 1,000 local young people saw Blackout in Larne High, St Louis, Cullybackey College, Dunclug High and Carrick Academy.

How well did they do it?

- Over 1,150 young people were engaged in the plays.
- All feedback was rated as excellent with young people requesting to see more similar plays and to have the bus in their area.

Is anyone better off?

- 100% of 1,150 young people who saw the plays have improved their levels of awareness of information, resources and the support available to them.

The Rural Community Safety Warden Scheme (Derry & Strabane)

Funded amount - £50,000



This project operates primarily in the rural villages of Park/Claudy, Eglinton and Strathfoyle/Maydown since 2010. The scheme is funded jointly by the PCSP, Derry City and Strabane District Council and PSNI. The scheme employs 2 wardens who work from 12pm to 5pm Monday to Wednesday and from 5.30pm to 3.00am Thursday to Sunday.

How much did they do?

- 13,269 hotspot patrols carried out
- 1,335 referrals received.
- 181 community engagement events attended

How well did they do it?

- 55.4% (740) referrals were received from members of the public. 17.1% (228) from NIHE, 5.4% (72) from PSNI, 2.5% (33) from Housing Associations and 19.6% (262) from other sources
- 3,643 attended community engagement events

Is anyone better off?

- 97.1% (133 of 137) of participants felt that engagement with the Community Safety Wardens was beneficial

5.3 BUSINESS, RETAIL, RURAL AND AGRICULTURAL CRIME

Reducing business and retail crime in Northern Ireland is a real challenge for business owners and retail outlets targeted for theft and fraud crimes. Rural and agricultural crime brings its own complexities for communities in rural areas who are often more geographically isolated and outbuildings harder to protect which can lead to a greater vulnerability to theft.

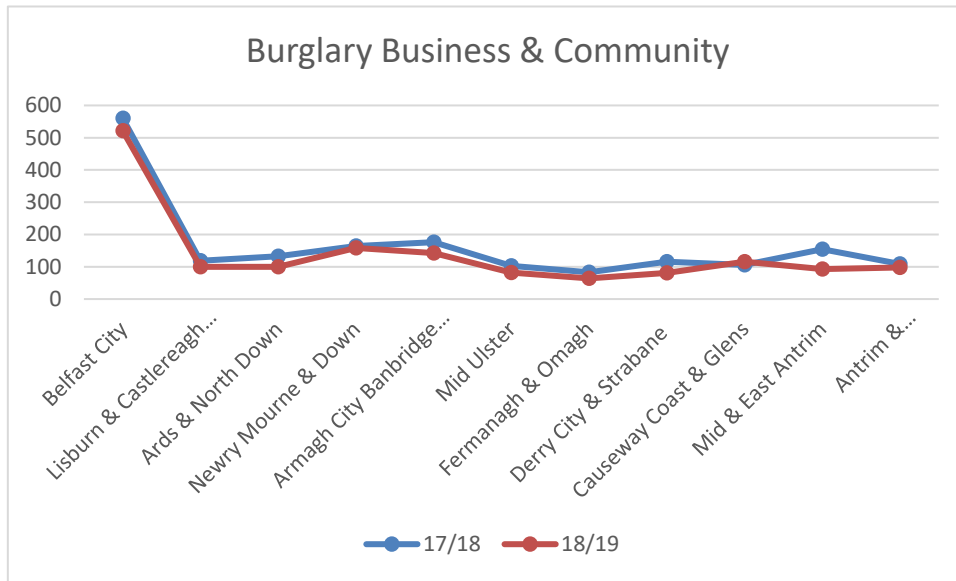
The number of burglaries, robberies and theft offences relating to agricultural-based activity has shown an overall downward trend from 937 offences recorded in 2010/11 to 402 recorded in 2018/19.¹²

PSNI recorded 1,555 Business and Community Burglaries in 2018/19 which was a reduction of 14.7% on the previous year¹³. The only area to see a rise in business and community burglaries from 2017/18 to 2018/19 was Causeway Coast and Glens which saw a rise of 9% (10 crimes).

¹² https://www.psni.police.uk/globalassets/inside-the-psni/our-statistics/police-recorded-crime-statistics/2019/september/agri-crime_bulletin-sep-19.pdf

¹³ https://www.psni.police.uk/globalassets/inside-the-psni/our-statistics/police-recorded-crime-statistics/2019/march/crime-bulletin-mar-_19.pdf

Fig 6 – Number of Business and Community Burglaries 2017/18 and 2018/19



There was a total of 6,468 shoplifting crimes recorded in 2018/19 which was an increase of 3% on 2017/18 reported shoplifting statistics.¹⁴

Fig 7 – Number of Shoplifting Crime 2018/19¹⁵



Overall Outcomes Services, Programmes & Projects

A number of projects tackling business, rural and agricultural crime were supported by the PCSPs and described in the report cards and annual reports. Some of these projects are detailed below:

¹⁴ <https://www.psni.police.uk/inside-psni/Statistics/police-recorded-crime-statistics/>

¹⁵ <https://www.psni.police.uk/inside-psni/Statistics/police-recorded-crime-statistics/>

Reducing Rural Crime (Ards and North Down)

Funded amount- £6,000

The PCSP held a trailer and a bike marking event to help reduce rural crime

How much did they do?

- One event held.

How well did they do it?

- 69 owners had their trailers marked in one day

Is anyone better off?

- 100% of trailer owners thought it was worthwhile to get items marked.
- 100% of trailer owners were satisfied with equipment marking.

Farmwatch (Armagh, Banbridge & Craigavon)

Total funding business and agricultural crime - £11,428

The PCSP offered Selecta DNA kits through Farmwatch.

How much did they do?

- 59 farms signed up.

How well did they do it?

- 100% of 48 responders were satisfied with the service.

Is anyone better off?

- 100% of 48 recipients who gave feedback reported improved awareness / knowledge / understanding of crime prevention measures.

Addressing Business and Retail Crime (Lisburn and Castlereagh)

Funded amount - £9,000

This project aimed to address business and retail crime, reducing the incidence of retail crime, reducing stock theft from business premises and providing better retail crime intelligence information. It also sought to protect staff from physical and verbal abuse, monitor retail crime incidents and reduce the fear of retail crime whilst creating a safer environment to live, work, and shop.

How much did they do?

- 2 clinics held to tackle retail crime in partnership with PSNI in Bow St Mall Lisburn and Asda Dundonald.

How well did they do it?

- Of 74 retailers 97.1% were of the opinion that the CCTV network and Citywatch (which are part funded by the PCSP) were beneficial to their businesses.

Is anyone better off?

- 70 retailers involved with the initiatives felt they had increased knowledge of retail crime and the ability to address it

Preventing Business Crime and Cyber Crime (Belfast)

Total funding for business and cybercrime - £26,500

The aim of this project is to support businesses throughout Belfast city centre and the greater Belfast area by providing essential intelligence that will enable businesses to identify areas of risk and drive their cyber security strategy forward.

How much did they do?

- 2 successful seminars were held in Belfast City Hall on 11th & 19th March 2019 with a total of 49 Belfast retailers attending.

How well did they do it?

- 100% of 49 participants reported satisfaction of activities delivered

Is anyone better off?

- 100% of 49 participants reported improved level of awareness and knowledge of cybercrime.

Rural Crime (Causeway Coast & Glens)

Funded amount - £10,000



The PCSP Rural Crime Working Group, in partnership with the PSNI, decided to use advanced technology to try and tackle machinery and equipment theft within the farming and rural community. They decided that in addition to and to complement, the very successful PSNI trailer marking scheme throughout the CC&G council area, Selecta DNA should be used to mark equipment. The Rural Crime Working Group felt that this DNA marking programme should also be made available for quads, tractors and diggers, etc. The fact that the kit can then be taken home and used to mark other

equipment is a bonus, with each kit registered to that individual, making any recovered theft of equipment easily identifiable. Warning stickers and additional crime prevention equipment was also distributed.

How much did they do?

- 8 events held

How well did they do it?

- 80 attendees

Is anyone better off?

- 85% of the 80 participants said that the event was useful

5.4 PREVENTING DOMESTIC AND SEXUAL VIOLENCE AND ABUSE



Domestic Abuse is a debilitating crime that affects not only the individual suffering the abuse but also the wider family. It can be described as threatening, controlling, coercive behaviour, violence or abuse (psychological, virtual, physical, verbal, sexual, financial or emotional) inflicted on anyone irrespective of age, ethnicity, religion, gender, gender identity, sexual orientation or any form of disability by a current or former intimate partner or family member.

- The table below shows that across Northern Ireland domestic abuse recorded incidents have increased by 5.9% whilst recorded crimes have increased by 11.4%. These statistics may indicate that confidence in reporting has increased.
- Domestic abuse incidents in 2018/19 were the highest figure recorded since the start of the PSNI data series in 2004/05.¹⁶

Table 9- Domestic Abuse Incidents and Crimes by Council District 2017/18 – 2018/19¹⁷

Area	Domestic Abuse Incidents			Domestic Abuse Crimes		
	17/18	18/19	% change	17/18	18/19	% change
Belfast City	8,031	8,491	+5.7%	3,845	4,138	+6.2%
Lisburn & Castlereagh	1,613	1,789	+10.9%	885	1,118	+26.3%
Ards & North Down	2,215	2,247	+1.4%	962	1,073	+11.5%
Newry, Mourne & Down	2,268	2,351	+3.7%	1,198	1,308	+9.2%
Armagh, Banbridge & Craigavon	2,871	3,131	+9.1%	1,650	1,845	+11.8%
Mid Ulster	1,673	1,912	+14.3%	839	9,38	+11.8%
Fermanagh & Omagh	1,726	1,874	+8.6%	743	8,35	+12.4%
Derry City & Strabane	3,080	3,100	+0.6%	1,368	1,475	+7.8%
Causeway Coast & Glens	2,119	2,265	+6.9%	943	1,105	+17.2%
Mid & East Antrim	2,191	2,199	+0.4%	1,043	1,179	+13%
Antrim and Newtownabbey	2,126	2,323	+9.3%	1,054	1,168	+10.8%
Northern Ireland	29,913	31,682	+5.9%	14,530	16,182	+11.4%

¹⁶ https://www.psni.police.uk/globalassets/inside-the-psni/our-statistics/psni-statistical-press-release-2018_19.pdf

¹⁷ <https://www.psni.police.uk/globalassets/inside-the-psni/our-statistics/domestic-abuse-statistics/2018-19/q4/domestic-abuse-bulletin-mar-19.pdf>

Overall Outcomes Services, Programmes & Projects

The reduction of domestic abuse and violence was a key priority for all PCSPs for 2018/19. The partnerships have worked to deliver informative training sessions and awareness raising sessions targeted at increasing confidence in reporting. Some examples are shown below:

Speak Out (Newry, Mourne & Down)

Funded amount- £1,670

A programme to recognise the signs of domestic abuse and mechanisms with coping skills and “speaking out” about issues around this topic was delivered to 12-16 years old.

How much did they do?

- 4 workshop sessions
- 2 cooking sessions
- 1 visit to LUSH

How well did they do it?

- 75 young people participated within the programme covering the areas of Cloughreagh, Derrybeg, Ballyholland, Down Youth Council and Newtownhamilton.

Is anyone better off?

- 98% (74) gained skills and understanding about the signs of healthy and non-healthy relationships.
- 55% (41) had demonstrated an open opinion and it raised issues around coping mechanisms.

Increase reporting of Domestic Violence (Lisburn & Castlereagh)

Total domestic and sexual violence funding given by this PCSP £30,184

This project aimed to improve support for and interaction with victims of domestic abuse and offer greater access to improved services and support as victims.

How much did they do?

- PCSP financially supported the post of Domestic Violence Liaison Officer

How well did they do it?

- 528 referrals made to the Domestic Violence Liaison Officer

Is anyone better off?

- 100% (196) of those engaged who have been supported through the criminal justice system and have greater access to better services and support in this area. This is an increase of 12.3% on the previous year
- 127 individuals supported through the criminal justice process
- 196 victims offered support and sign posted to gateway services

Awareness Raising of Domestic and Sexual Violence and Abuse (Fermanagh & Omagh)

Funded amount - £16,882

This project worked with the Western Domestic & Sexual Partnership to facilitate different agencies working collaboratively to deliver key messages in relation to domestic and sexual violence.

How much did they do?

- 9 sessions conducted

How well did they do it?

- 335 participants from a wide range of schools and colleges.

Is anyone better off?

- Of the 335 students surveyed 89% were more aware of the early warning signs of early warning signs of abusive relationships and 100% had increased knowledge of the range of services available where they have experienced abuse and empowered to access these services.

5.5 HATE CRIME

Hate crime is targeted at people because of who they are or perceived to be by others. It can affect individuals, families or whole communities. A hate crime is defined as any criminal offence which is perceived, by the victim or any other person, to be motivated by hostility or prejudice towards someone based on a personal characteristic. PSNI also use the principles of this definition to record non-crime hate incidents.¹⁸

The classification categories for hate crime are:

- Race
- Homophobia
- Sectarianism
- Faith/Religion (non-sectarian)
- Disability
- Transphobia

The below table shows over all hate incidents have increased by 2.5% in 2018/19 and crimes have increased by 11%.

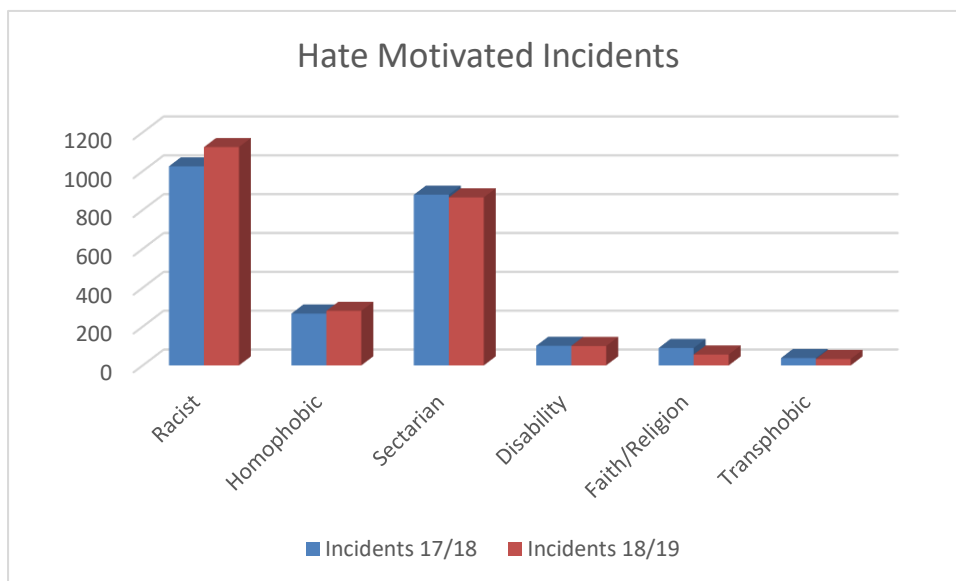
- When analysing the categories individually incidents of a racist and homophobic nature have increased along with crimes of this type.
- Sectarian incidents and incidents motivated by disability have reduced marginally whilst reported crimes have increased.
- Faith/ religion and transphobic motivated crime have seen reductions both in incidents and crimes.

¹⁸ https://www.psni.police.uk/globalassets/inside-the-psni/our-statistics/hate-motivation-statistics/2018-19/q4/hate-motivation-bulletin-mar-_19.pdf

Table 10- Hate Incidents and Crimes 2017/18 – 2018/19¹⁹

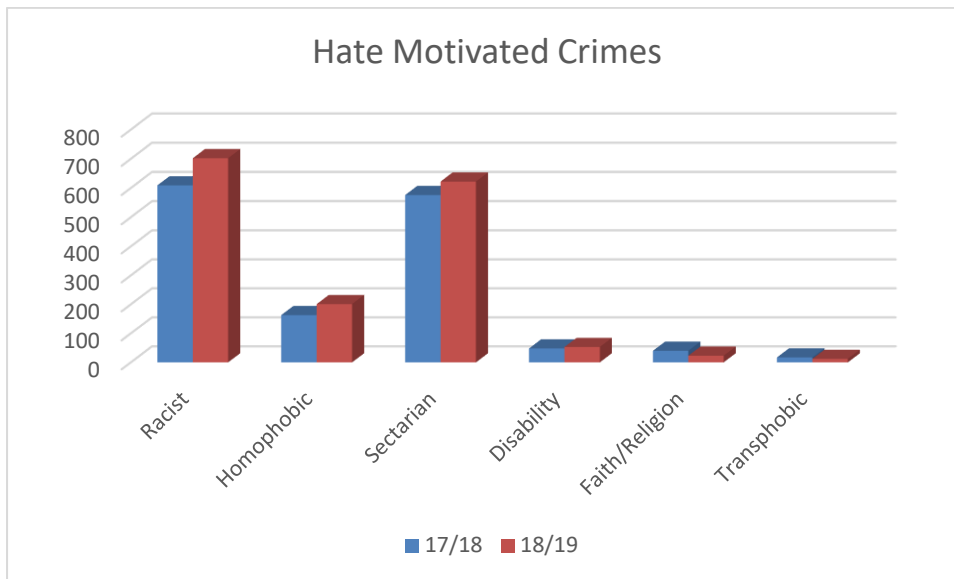
	Incidents				Crimes			
	17/18	18/19	Change	% Change	17/18	18/19	Change	% Change
Racist	1025	1124	99	9.7	609	702	93	15.3
Homophobic	267	281	14	5.2	163	201	38	23.3
Sectarian	879	865	-14	-1.6	576	622	46	8.0
Disability	101	100	-1	-1.0	48	53	5	10.4
Faith/Religion	90	56	-34	-37.8	40	23	-17	-42.5
Transphobic	38	33	-5	-13.2	17	12	-5	-29.4
Total	2400	2459	59	2.5	1453	1613	160	11.0

Fig 8 – Hate Incidents 2017/18 and 2018/19²⁰



¹⁹ https://www.psnipolice.uk/globalassets/inside-the-psni/our-statistics/hate-motivation-statistics/2018-19/q4/hate-motivation-bulletin-mar_19.pdf

²⁰ https://www.psnipolice.uk/globalassets/inside-the-psni/our-statistics/hate-motivation-statistics/2018-19/q4/hate-motivation-bulletin-mar_19.pdf

Fig 9 – Hate Crime 2017/18 and 2018/19²¹

Overall Outcomes Services, Programmes & Projects in Northern Ireland

PCSPs have evidenced the projects they have supported in their area to reduce hate crime, this has been done through awareness raising, events and public meetings. Below are the overall highlights and with more detail of some projects also listed.

Local Service, Programmes and Projects.

Hate Crime Reaction Fund (Mid & East Antrim)

Total Mid & East Antrim Funding for Hate Crime and fear of crime - £27,000

This project focuses on:

- Utilising funding to raise awareness, or to support PSNI, when attempting to deal with hate crime,
- Activities such as removal of intimidating or racist graffiti,
- Respond to community needs on Hate Crime awareness,
- Responding to intimidation, and
- Facilitating workshops and awareness raising with minority communities across the Borough

How much did they do?

- 18 incidents of hate crime graffiti removed from across the Borough. 50% increase on 2017/18

How well did they do it?

- 8 participants completed the project addressing Hate Crime through reaction fund. A 100% increase

Is anyone better off?

- 100% of 26 increased in the confidence in reporting crime to the PSNI

²¹ https://www.psni.police.uk/globalassets/inside-the-psni/our-statistics/hate-motivation-statistics/2018-19/q4/hate-motivation-bulletin-mar-_19.pdf

Hate Crime Education and Awareness (Armagh, Banbridge & Craigavon)

Funded amount - £3,000

This project was targeted at education and awareness raising events and initiatives to address hate crime including projects in partnership with other agencies to build relationships and change attitudes.

How much did they do?

- Over 200 participants attended a full day event with the Polish Community with Lurgan Neighborhood Policing Team,
- Provided crime prevention information, including in Polish, and
- Raised awareness of hate crime and how to report.

How well did they do it?

- 100% of respondents reported satisfaction with activities, and
- 100% of partners reported satisfaction with activities

Is anyone better off?

- 100% of participants had improved awareness/knowledge of hate crime.

5.6 BURGLARY AND CRIME PREVENTION & HOME SECURITY

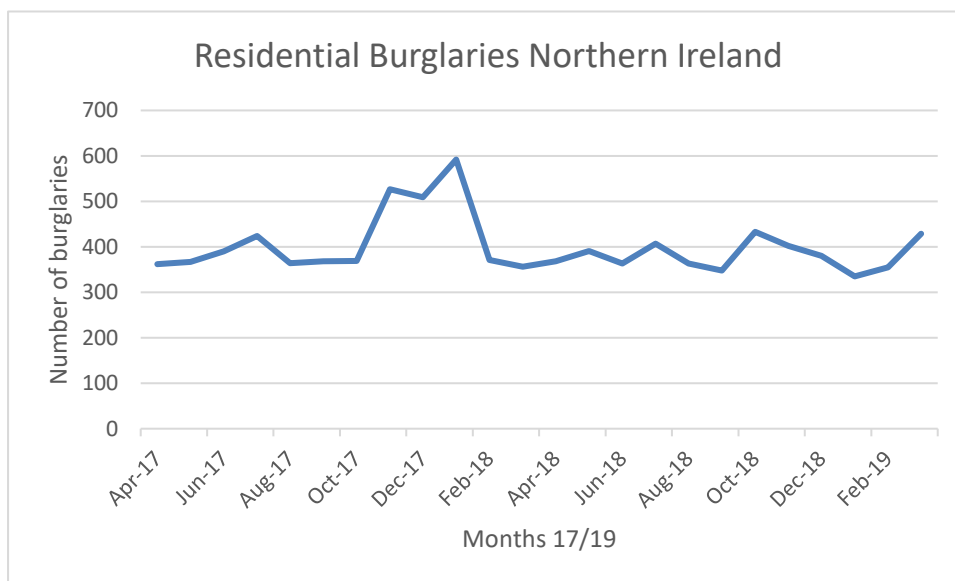
The PCSPs have sought to reduce burglaries and increase community safety through a number of projects including Neighbourhood Watch schemes and awareness raising sessions.

In 2018/19 the PCSPs assumed responsibility for local Neighbourhood Watch Databases Accreditations, Re-accreditations alongside Neighbourhood Watch promotion and awareness raising with continued support for local Neighbourhood Watch Schemes.

In 2018/19 there were 778 accredited schemes active across Northern Ireland covering over 41,933 homes with 996 volunteering Coordinators.

- Residential burglary in Northern Ireland reduced by 8.5% from 2017/18 to 2018/19.
- The financial year 2017/18 saw 4,999 reported burglaries with this number reducing to 4,574 in 2018/19.
- Most areas saw a reduction in residential burglaries, with Armagh, Banbridge and Craigavon showing a reduction of 39.8% in reported crime.
- Mid and East Antrim saw the largest rise of 11.3%. ²²

²² <https://www.psni.police.uk/inside-psni/Statistics/police-recorded-crime-statistics/>

Fig 10 – Residential Burglaries 2018/19²³Table 11- Residential Burglary Crimes by Council District 2017/18 – 2018/19²⁴

Area	Burglaries			
	2017/18	2018/19	Change	% Change
Belfast City	1758	1753	-5	0.3%
Lisburn & Castlereagh	357	310	-47	-13.2%
Ards & North Down	290	287	-3	-1%
Newry, Mourne & Down	357	373	16	4.5%
Armagh, Banbridge & Craigavon	517	311	-206	-39.8%
Mid Ulster	222	170	-52	-23.4%
Fermanagh & Omagh	217	217	0	0
Derry City & Strabane	348	330	-18	-5.2%
Causeway Coast & Glens	308	223	-85	-27.6%
Mid & East Antrim	274	305	31	11.3
Antrim and Newtownabbey	351	295	-56	-16%
Northern Ireland	4999	4574	-425	-8.5%

²³ <https://www.psni.police.uk/inside-psni/Statistics/police-recorded-crime-statistics/>

²⁴ <https://www.psni.police.uk/inside-psni/Statistics/police-recorded-crime-statistics/>

Overall Outcomes Services, Programmes & Projects

PCSPs have been working hard to address the level of burglaries through Neighbourhood Watch schemes and improved security assessments. The schemes have also ran additional workshops to improve the community's knowledge and awareness of scam techniques and other crime prevention solutions. Below are some these programmes and projects.

Local Service, Programmes and Projects.

Home Security Assessments (Armagh, Banbridge & Craigavon)

Funded amount - £17,500

This project offers older residents in the ABC area, aged 60+ who have been the victim of a domestic burglary, doorstep criminal or who feels a real fear of it actually happening, a comprehensive home security assessment to evaluate security needs and to recommend measures to make premises less vulnerable to crime, and recommend actions to strengthen security.

How much did they do?

- 16 home security assessments carried out for clients aged 65+,
- 10 referrals signposted to other agencies,
- 7 groups availed of crime prevention/scams presentations reaching approximately 215 people,
- 2 Designing out Crime Assessments to try to determine long term sustainable solutions to identified/potential issues, and
- Good Neighborhoods For Aging Well Action Plan Submitted.

How well did they do it?

- 100% (16 householders) felt the advice received was beneficial and relevant, and
- 100% of householders attending crime prevention/scams presentations found them relevant and beneficial.

Is anyone better off?

- 100% of householders felt safer as a result of the home visit,
- 100% of householders said they would change their behaviour as a result of advice given,
- 100% of householders attending crime prevention/scams presentations felt safer as a result of information received, and
- 100% of participants attending crime prevention/scams presentations felt they had improved their knowledge of measures they can be taking to prevent themselves and others from becoming victims of crime.

Reduction in Burglary (Lisburn & Castlereagh)

Funded amount - £17,310

This project delivered information and awareness sessions. It distributed home security items with the aim of reducing the number of incidents of burglary.

How much did they do?

- 145 information sessions delivered and attended jointly by PCSP, PSNI and Trading Standards,
- Over 8,030 items of personal security or literature distributed ,
- Trailer marking event held, and
- Promotion of the Farm Watch Scheme at The Balmoral Show.

How well did they do it?

- 12,422 persons attended the sessions including 2 senior citizens events,
- 20 trailers marked accordingly at Carryduff Shopping Centre on the 30th March 2019,
- Christmas Crime Prevention campaign was focused across the council area in partnership with the PSNI in local retail locations,
- PSNI and PCSP promoted a 'Get home Safe Christmas Campaign' targeting the commuters using both Lisburn train and bus stations, and
- 155 devices fitted in the homes of vulnerable adults some of whom had been the victims of telephone scams.

Is anyone better off?

- All those in contact with the PCSP have been educated on crime prevention and a feeling of safety,
- Re-assurance offered to those who received true call devices, and

As in the previous year incidents of domestic burglaries have continued to decrease namely by 13.9%.

Neighbourhood Watch Network (NWN) (Newry, Mourne & Down)

Funded amount £4,543

The NHW Network provides a support platform for direct engagement with community representatives who have been nominated and appointed as local NHW scheme coordinators.

How much did they do?

- Number of schemes in excess of 170 across the district.
- Attendance at events ranges from 60 to 100, and
- At each event a key note speaker presented to coordinators on issues of relevance.

How well did they do it?

- There are in excess of 170 schemes in operation across the District. Guest speakers at the three events included NIPS, PSNI, Elder Abuse NI and the PPANI Coordinator,
- The October 2018 event combined a public consultation on the future of local policing, just over 100 people attended the event, and
- Each event facilitated group discussion on all things relevant to the operation, delivery and support of NHW schemes and the roles of individual coordinators.

Is anyone better off?

- 82.6% confirmed they had heard of PCSP
- 78.2% stated they understood what the PCSP did
- 69.5% of respondents stated that they believed that the PCSP had helped to improve local policing
- 95.6% stated they felt safe or very safe within their community.

5.7 ROAD SAFETY



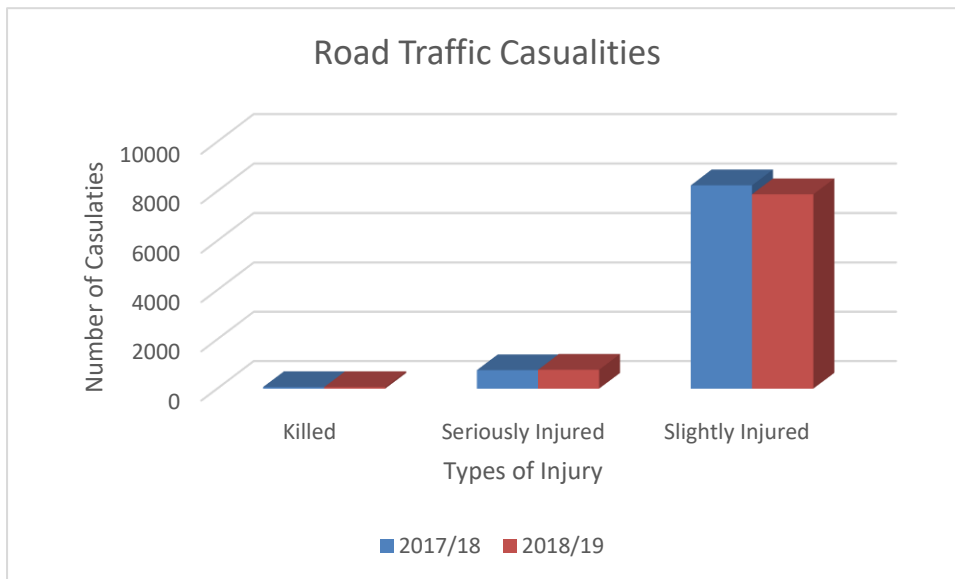
Improving road safety remains a priority for all PCSPs.

During 2018/19 there were 5,701 traffic collisions that resulted in an injury in the Northern Ireland. These collisions resulted in 8,703 casualties of whom 61 were killed and 765 seriously injured.

The policing district with the highest number of road deaths during this period was Armagh, Banbridge and Craigavon with 10 fatalities.

Males accounted for 66% of those killed or seriously injured with young people aged between 16-24 becoming most commonly a casualty.²⁵

Fig 11 – Road Traffic Casualties 2017/18- 2018/19²⁶

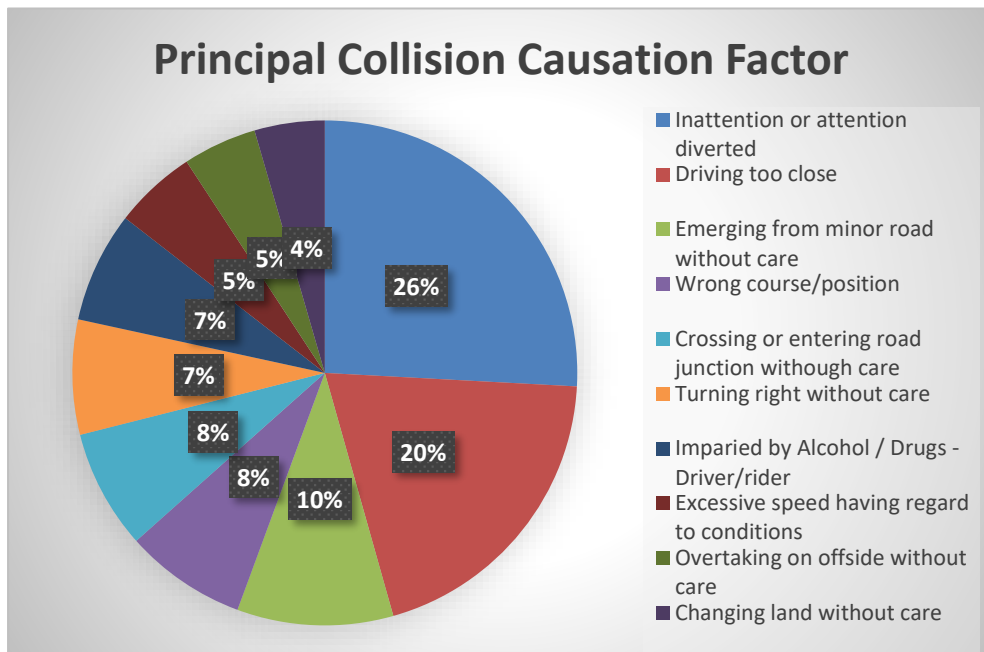


In 2017/18 and 2018/19 the number of people who lost their lives in a road traffic collision in each year was 61, the number seriously injured increased by 2% and those slightly injured reduced by 4.4%.

²⁵ <https://www.psni.police.uk/globalassets/inside-the-psni/our-statistics/road-traffic-collision-statistics/2019/annual-report-police-recorded-traffic-collisions-2018-19.pdf>

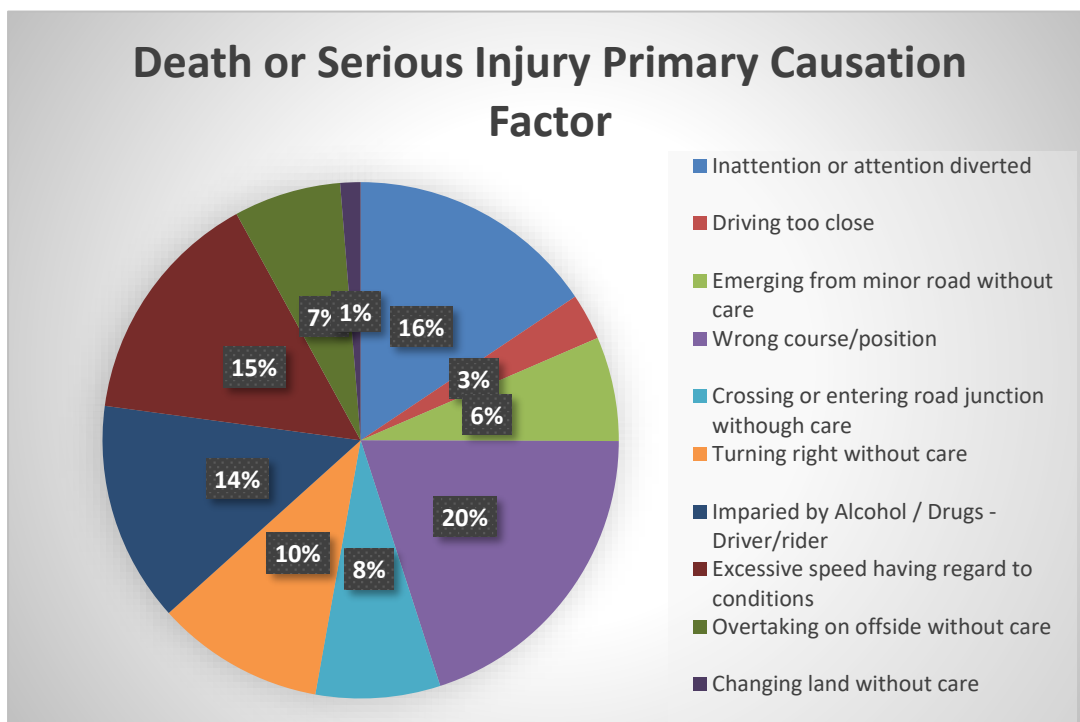
²⁶ <https://www.psni.police.uk/globalassets/inside-the-psni/our-statistics/road-traffic-collision-statistics/2019/annual-report-police-recorded-traffic-collisions-2018-19.pdf>

Fig 12 – Causation Factors 2018/19²⁷



Inattention and driving too close were the most common cause of collisions resulting in casualties. However, the factor resulting in the highest number of deaths and serious injuries was wrong course/position (see chart below).²⁸

Fig 13 – Primary Causation Factor in Death or Serious Injury 2018/19²⁹



²⁷ <https://www.psnipolice.uk/globalassets/inside-the-psni/our-statistics/road-traffic-collision-statistics/2019/annual-report-police-recorded-traffic-collisions-2018-19.pdf>

²⁸ <https://www.psnipolice.uk/globalassets/inside-the-psni/our-statistics/road-traffic-collision-statistics/2019/annual-report-police-recorded-traffic-collisions-2018-19.pdf>

²⁹ <https://www.psnipolice.uk/globalassets/inside-the-psni/our-statistics/road-traffic-collision-statistics/2019/annual-report-police-recorded-traffic-collisions-2018-19.pdf>

Overall Outcomes Services, Programmes & Projects

PCSPs aim to reduce road traffic collisions and prevent death and injury caused by these collisions. They have worked hard to organise high impact events across the Northern Ireland, delivered to countless participants. Below are details of some projects and programmes.

Local Service, Programmes and Projects.

Road Safety Programme (Causeway Coast & Glens)

Funded amount - £3,000

Delivered presentations through schools and youth events on Road Safe Roadshow. The presentation used a modified Peugeot 206 kitted out with technology to simulate the experience of being in a car crash.

How much did they do?

- 10 presentations
- 10 areas visited

How well did they do it?

- 100% (3,000) young people satisfied with the experience

Is anyone better off?

- 95% of young people (2,850) reporting learning new information
- 80% of young people (2,400) reporting changed attitudes to RTCs

Road Safety (Armagh, Banbridge & Craigavon)

Funded amount - £5,000

This project worked with other agencies to promote road safety awareness and to deliver road safety events and initiatives which are aimed at reducing the number of people killed and seriously injured in road traffic incidents.

How much did they do?

- 740 Year 13/14 participants attending the Road Safe Roadshow event,
- 1,430 participants attended the “Be Safe – Be Seen” road safety talks,
- 84 pupils from 21 schools attended the Road Safety Quiz,
- 215 Year 13/14 students from 2 schools attended the “Just One Life” road safety event, and
- 15 cycling clubs signed up to the Safer Cycling Project

How well did they do it?

- 99.7% (298 of 299) of participants reported having found the Road Safety Road Show beneficial,
- 100% of pupils (1430 from 25 schools) found the “Be Safe – Be Seen” event enjoyable.
- 100% of pupils (84 from 21 schools) found the “Road Safety Quiz” event enjoyable.
- 94% (201 of 215) of participants reported having found Just One Life road safety event beneficial, and
- 100% (35 of 35) of Cycling Club representatives think the Safer Cycling Project is beneficial.

Is anyone better off?

- 99.6% (286) of participants reported an improved awareness/knowledge about road safety,
- 100% (287) of pupils reported an improved awareness/knowledge about road safety at the “Be Safe – Be Seen” talks, and 100% of pupils report having used their High Vis vests after the presentation, and
- 100% (35) of Cycling Club representatives feel their member’s road safety will be enhanced because of the Safer Cycling Project.

Road Safety Roadshow (Ards & North Down)

Funded amount - £6,000



The road safety roadshow involved up to 600 young people from local grammar and high schools, aimed at those thinking about or just starting to drive. The roadshow was organised by the PSNI in conjunction with the PCSP and emergency services. Each of the emergency services gave their own harrowing account of how they dealt with a road fatality and the consequences involved. A dramatic crash scene was staged outside with an upturned car.

How much did they do?

- Delivered Road Safety Roadshow

How well did they do it?

- 600 pupils attended

Is anyone better off?

- 99% (594) of participants reporting attitudinal change towards road safety, and
- 95% (570) of participants reporting they would be more likely to drive more safely after the event.

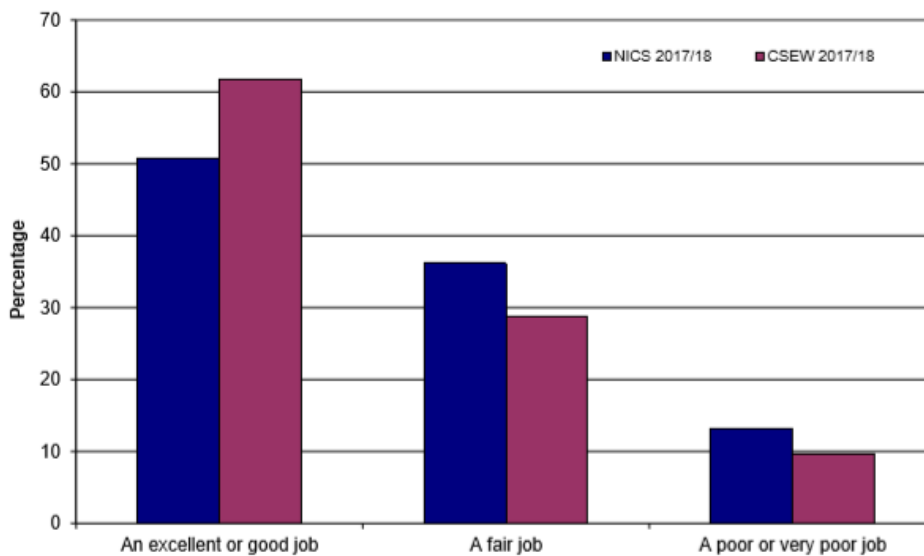
6. STRATEGIC PRIORITY THREE

Strategic Priority 3 aims to improve confidence in policing through;

- the monitoring of police performance at Policing Committees, ensuring policing reflects priorities within communities and that they are meeting objectives set out in the Northern Ireland Policing Plan and Local Policing Plans;
- supporting engagement between PSNI and local communities, with an importance on targeting children, young people, at risk and disadvantage communities; and
- building confidence in the rule of law by embedding a culture of lawfulness.

The annual omnibus survey can provide us with some information, at a regional level, that PCSPs use as an indicator for Strategic Priority 3. The most recent survey was published in May 2018³⁰.

Table 12 – Performance of the Police in Northern Ireland



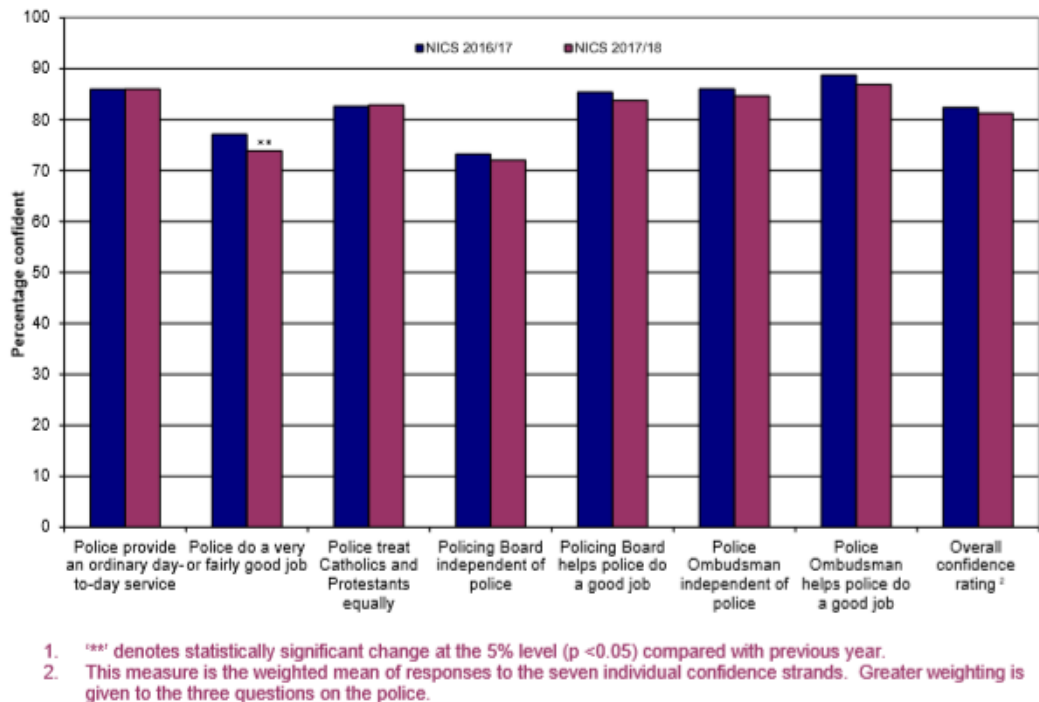
Confidence in policing is measured through seven indicators against which respondents comment on the fairness and effectiveness of the police and police accountability arrangements.

Ratings for these indicators are based on the proportions of respondents who state that they:

- Have some, a lot or total confidence in the ability of the police to provide an ordinary day-to-day policing service for all the people of Northern Ireland;
- Think the police do a very or fairly good job in Northern Ireland as a whole;
- Believe the police treat Catholic and Protestant members of the public equally in Northern Ireland as a whole;
- Think the NIPB is independent of the police;
- Think the NIPB helps ensure that the police do a good job;
- Think the Office of the Police Ombudsman for Northern Ireland is independent of the police; and
- Think the Police Ombudsman helps ensure that the police do a good job.

³⁰ <https://www.nipolicingboard.org.uk/sites/nipb/files/publications/omnibus-survey-may-2018.PDF>

Table 13 – Satisfaction that PSNI treat members of the public fairly



The highlights of the above table are:

- Confidence in the police 2016/17 and 2017/18 remained mostly the same (81% and 82% respectively).
- The proportion of respondents who felt the 'police do a very or fairly good job in Northern Ireland as a whole' fell from 77% in 2016/17 to 74% in 2017/18.
- An overall increase was observed for 'the Policing Board helps the police do a good job' (from 80% to 84%).
- The Police Ombudsman is independent of the police fell over the period (89% to 85%)

6.1 POLICING COMMITTEES

Throughout 2018/19 PCSPs continued to monitor local police performances through policing committees. In total there were 73 private Policing Committees held across all districts.

PCSPs monitor performance against 5 measures within the Northern Ireland Policing Plan which focus on increasing confidence in policing in low confidence areas, increasing young people's confidence in policing, improving services for vulnerable people through support hubs and by contribution to the elimination of paramilitarism in Northern Ireland. The measures are:

Measure 1.1.3 Increase confidence in policing in areas where it was identified as being lower through initiatives in collaboration with local communities, partner agencies and PCSPs;

Measure 1.1.4 Increase young people's confidence in policing in areas where it was identified as being lower through initiatives carried out in collaboration with local communities, partner agencies and PCSPs;

Measure 2.1.1 Improve service to the most vulnerable across PSNI policing districts through the implementation of support hubs in collaboration with PCSPs and other partners;

Measure 2.1.4 Demonstrate an effective contribution in addressing anti-social behaviour particularly in areas of high deprivation and hot spot areas in collaboration with PCSPs and relevant others within the community; and

Measure 3.3.2 Demonstrate an effective contribution to the elimination of Paramilitarism in Northern Ireland in collaboration with partner agencies, local communities and PCSPs through co-design of programmes and interventions.

In addition to monitoring this information, PCSPs worked in collaboration with PSNI and other agencies to help address these targets.

Some examples are listed below of projects undertaken to support the achievement of these measures.

Measure 1.1.3: Increase confidence in policing in areas where it was identified as being lower through initiatives in collaboration with local communities, partner agencies and PCSPs.

Below are a number of programmes which supported the achievement of these measures.

Monitor, Engagement, Advocate (Strategy) (Causeway Coast & Glens)

This project seeks to evidence impact through the delivery of projects and activities that support monitoring of local police performance and ensure local accountability. This is achieved through the delivery of projects and activities that support community and police engagement and build community confidence in the rule of law and embed a culture of lawfulness.

How much did they do?

- 12 meetings of Policing Committee (2 Public) (10 Private),
- 26 projects/activities supporting confidence in policing,
- 15 projects/activities that contribute to embedding a culture of lawfulness.

How well did they do it?

- 80% member attendance at meetings
- 90% members find meetings useful, efficient, effective
- 89% people and partners (statutory and local) who feel that policing delivery reflects their views and priorities.

Is anyone better off?

- 87% increased knowledge of local policing priorities and changes in how crime is policed,
- 93% increased knowledge of how to prevent/reduce becoming a victim of crime,
- 93% increase of people more likely to engage with police,
- 65% change of opinion of PSNI following PCSP events,
- 49% increase in confidence in policing, and
- 37% increase in reporting of crime.

Monitor Local Police Performance (Fermanagh & Omagh)

Fermanagh and Omagh has delivered a programme of events to ensure that their community is consulted about policing and community safety issues

How much did they do?

- 6 policing committee meetings,
- 8 consultation events,
- 1 private consultation event,

- Promotion of local policing review via members, social media etc,
- CPLC meetings Enniskillen & Irvinestown & Lisnaskea,
- 1 presentation by PSNI's Public Protection Unit to policing committee,
- 1 presentation by Crimestoppers to the PCSP, and
- 2 6-monthly performance reports by the District Commander.

How well did they do it?

- 6 members completed the Member Survey and reported they feel supported to effectively deliver Policing Committee functions,
- 5 of the 6 members feel satisfied with the Local Policing plan, and
- 6 members reported increased knowledge of local policing priorities and changes in how crime is policed.

Is anyone better off?

- 5 of the 6 members who completed the member survey reported they have increased their knowledge about the full remit of the Policing Committee in the past 12 months

Measure 1.1.4 Increase young people's confidence in policing in areas where it was identified as being lower through initiatives carried out in collaboration with local communities, partner agencies and PCSPs

PCSPs have worked with over 20,288 participants across Northern Ireland to increase young people's confidence in policing and have held 50 events / meetings and workshops. Below are a number of projects / programmes which have assisted with meeting this measure.

Local Service, Programmes and Projects

Rainbows Youth (Derry & Strabane)

Funded amount - £10,000

The programme ran for 30 weeks from July to February, involving 3 different aspects, such as media workshops, early years and workshops to highlight specific issues affecting young people aged 14+. Over 100 local children and young people participated in the programme.

How much did they do?

- 108 participants aged 18 and under,
- 18 multi-media workshops,
- 6 diversionary summer schemes,
- 4 training opportunities,
- 30 Friday interventions,
- 2 continuous communities, and
- 1 fundraising / team building event

How well did they do it?

- 1 member of staff fully trained,
- 100% customer satisfaction,
- 92% attendance rate, and
- 85% of customers completed their activity

Is anyone better off?

- 81% (87) participants state that they have better skills/knowledge, increased attitude/opinion due to the project.

Internet Safety Awareness Programme (Lisburn & Castlereagh)

Funding total for crime targeting vulnerable people £45,000



Provide information for young children and their family to support greater awareness on the use of the internet.

How much did they do?

Organised 4 internet safety awareness sessions for primary school pupils and families.

How well did they do it?

- 266 pupils and 161 adults attended

Is anyone better off?

- 100% participant satisfaction with events.
- 100% greater knowledge and awareness of how to stay safe on the internet and other social media outlets.

Positive Relationships for Post Primary School's (Mid Ulster)

Funded amount - £8,000

A community safety project addressing Positive Relationships and domestic violence for Year 10 pupils in post primary schools across Mid Ulster.

How much did they do?

- 15 schools

How well did they do it?

- 1,400 participants

Is anyone better off?

- 65% (910) have increased awareness of Positive/Healthy Relationships
- 73% (1,022) have increased awareness of warning signs of an abusive relationship
- 90% (1,260) agreed or strongly agreed that domestic violence can happen to anyone
- 85% (1,190) agreed or strongly agreed that they can identify sources of support for themselves and others

Measure 2.1.1 Improve service to the most vulnerable across PSNI policing districts through the implementation of support hubs in collaboration with PCSPs and other partners

Support Hubs are generally chaired by the PCSP manager with PSNI, NIFRS, NIHE, YJA, PBNI, NIAS, EANI, A&E, Adult Safeguarding, Children Safeguarding and Mental Health services all attending. Those considered most vulnerable included young people susceptible to paramilitary attack/influence, young people susceptible to organised crime gang influence, repeat victims of ASB, repeat victims of hate crime, older people subject to repeat incidents and repeat victims in general.

The Hubs were operational in 4 PCSP areas during 2018/19, Derry & Strabane, Antrim & Newtownabbey, Mid & East Antrim and Causeway Coast & Glens. These hubs offer an early intervention opportunity for those who are most vulnerable. Three hubs reported on the delivery of the hubs in their year-end report.

Derry & Strabane (the first PCSP to establish a Support Hub)

How much did they do?

- 32 support hub meetings

How well did they do it?

- Worked with and supported 120 of the most vulnerable individuals in the community
- Signposted to other services on 270 occasions.

Is anyone better off?

- Showed a 37% reduction in missing person reports over a 12 month period when managed through the Hub.

Mid & East Antrim

How much did they do?

- 10 Support Hub meetings;
- PSNI completed 231 actions for the Cohorts;
- Support Hub Members completed 252 actions

How well did they do it?

- 42 referrals have been through the Support Hub;
- Mid and East Antrim Support Hub was a finalist in the Northern Ireland Local Government awards in September 2018;
- The meeting in March showcased the Mid and East Antrim Support Hub as a good practice example to the Head of the Civil Service, Mr David Sterling.

Is anyone better off?

- There is a 34% reduction in calls after the cohorts joined the Support Hub.

Measure 2.1.4 Demonstrate an effective contribution in addressing anti-social behaviour particularly in areas of high deprivation and hot spot areas in collaboration with PCSPs and relevant others in the community.

As reported in strategic priority two a great deal of activity has been delivered to reduce ASB which PSNI have been a key delivery partner. Below are a number of projects and programmes which have assisted with the achievement of this measure.

High Risk Youth Intervention (Antrim & Newtownabbey)

Funded amount - £57,492

This Programme aims to complement existing youth provision and was jointly funded by Antrim and Newtownabbey PCSP. The Programme engaged some of the most at risk young people in activities that addressed a range of issues including ASB, drugs, substance and alcohol abuse, bullying, healthy relationships, citizenship and 9 employability skills. The Programme also encouraged young people to consider the causes and consequences of crime and team behaviour, through mentoring and exploring core values.

How much did they do?

- Programme operated at Crumlin Leisure Centre and the Valley Leisure Centre for 7 Saturday nights during July and August 2018.

How well did they do it?

- Over 6,100 hours of service given to the community.
- Approximately 9,200 people engaged

Is anyone better off?

- Participants expressed they were less likely to engage in ASB as a result of participating in the programmes
- Participants expressed they were more likely to positively engage with PSNI officers as a result of participating in the programme

Bee Safe (Ards & North Down)

Total budget for youth diversion and engagements small grants £2,600

The Bee Safe event was an interactive safety and life skills education event giving young people a unique chance to explore various scenarios designed to educate them on how their environment can change as they transition from primary to secondary school.

How much did they do?

- 20 sessions. One morning and one evening session held every day for 10 days.

How well did they do it?

- Attended by 46 primary schools with 1,855 pupils attending.
- 92% of schools were represented.

Is anyone better off?

- 100% of 1,855 participants were measured as reporting an increased awareness of risk and ASB behaviours
- 100% of 1,855 participants learned about avoiding behaviours that could lead to contact with the criminal justice system

Youth Outreach & Diversion Project (Belfast)

Funded amount - £67,717

The project delivered street youth work and additional activities on Friday and Saturday nights from 6-10pm and on St. Patrick's Day. They worked closely with other partners to add value to PSNI, Council's Safer Neighbourhood Officers and Alcohol Enforcement Officers and other youth work activity in the area.

How much did they do?

- Project assisted 5 delivery partners to develop closer collaborative relationships and increased communication
- Provided participants with a sense of safety and somewhere to go / someone to talk to

How well did they do it?

- 2,481 engaged
- 3,536 young people encountered

Is anyone better off?

- 96% (5,776 of 6017) participants reported their participation as being positive or beneficial

Measure 3.3.2 Demonstrate an effective contribution to the elimination of paramilitarism in Northern Ireland in collaboration with partner agencies, local communities and PCSPs through co-design of programmes and interventions.

Armagh, Banbridge & Craigavon and Derry & Strabane reported on their projects in this area. Their projects have shown some innovative activities that focussed on deterring individuals and particularly young people from engaging in or supporting paramilitary activity. Examples of the projects are below.

With support from DoJ and the Tackling Paramilitarism Programme, the PCSPs facilitated a series of over 40 performances between October and December 2018 of the 'Spanner in the Works Theatre Company' play 'Banjaxed', in various locations which ranged from the larger venues such as the Ulster Hall, Girdwood Community Hub, to youth clubs and secondary schools with over 4,200 predominantly young people attending. PCSPs also recently supported the Executive's "Ending the Harm" public awareness campaign which highlights the impact of paramilitary style attacks.

Crimestoppers Campaign (Armagh, Banbridge & Craigavon)

Overall budget for fear of crime – crime prevention initiatives and campaigns - £27,856

A multi-faceted Crimestoppers campaign was delivered in partnership with PSNI tackling drug related criminality.

How much did they do?

- 1 campaign
- 16 adshels/billboards
- 25 bus rears

How well did they do it?

- 100% of partners reporting satisfaction with activity
- 27% coverage for outdoor advertising media with 877,411 members of the public likely to have seen the campaign
- 53,800 (42%) of targeted adults 15+ reported seeing advertising on the outside of buses

Is anyone better off?

- 42% increase(28) in calls to Crimestoppers in quarter 4

Recruited & Fearless with Brownlow Integrated College (Armagh, Banbridge & Craigavon)

Funded amount - £27,856

In partnership with PSNI and Crimestoppers, the PCSP organised a showing of the short film Recruited and awareness of Fearless from Brownlow Integrated College.

How much did they do?

- 33 students from Brownlow Integrated College took part

How well did they do it?

- 94% of 33 participants reporting satisfaction with activities

Is anyone better off?

- 91% of 33 participants less likely to engage in criminality or with paramilitaries.
- 100% of 3 partners reporting improved partnership working with other key stakeholders (as a result of their involvement)

Production of Short Film – (Derry & Strabane)

The Executive Action Plan for Tackling Paramilitary Activity, Criminality and Organised Crime set out a series of measures aimed at creating a society in which paramilitarism has no place and in which communities are free from the harm caused by paramilitary activity and coercive control. The Brandywell/Creggan is one of the 8 “B4”³¹ areas identified where the programme will seek to develop community capacity in areas that have experienced the impact of continued paramilitary influence and coercive control. Aligned to this plan was a funded project to produce a short film “Recruited” dealing with the negative impact of paramilitarism on individuals, families and communities. This film was launched in the Playhouse and won an award at the PCSP Community Safety Awards and was shortlisted in the best short film category at the Belfast Film Festival.

³¹ The eight geographical areas which have been identified under Action B4 of the Executive Action Plan as being vulnerable to paramilitary activity and control

7. SUMMARY OF IMPLEMENTATION

This report highlights some of the innovative activities undertaken across Northern Ireland. The number of initiatives and the volume of people reached through these activities is a credit to the PCSPs.

The PCSPs have worked closely with all designated partners to deliver these activities. Delivery would not have been possible without the involvement of the local communities. By working collaboratively with the PCSP, these groups have made a real difference in tackling policing and community safety issues across Northern Ireland.

8. PCSP ROLE AND CONTACT DETAILS

What are PCSPs?


Policing and Community Safety Partnerships (PCSPs) are local statutory bodies made up of Councillors and independent people from each council area who work alongside 7 statutory designated organisations who work in partnership to make their community safer and ensure that the voices of local people are heard on policing and community safety issues.

The PCSPs work with communities to develop solutions to tackle crime, fear of crime, and ASB.

There are 11 PCSPs, one in each Council area. Belfast has one PCSP and four District PCSPs to reflect the East, West, North and South of the city.

To find out more about PCSPs:

 pcsp@nipolicingboard.org.uk


 028 9040 8553


 @PCSP_S


 /pcsp

 www.pcsp.org


Antrim & Newtownabbey

 028 9446 3113

 pcsp@antrimandnewtownabbey.gov.uk


 antrimandnewtownabbeypcsp


Ards & North Down

 0300 013 3333

 pcsp@ardsandnorthdown.gov.uk


Armagh, Banbridge & Craigavon

 0300 0300 900

 pcsp@armaghbanbridgecraigavon.gov.uk

 armaghbanbridgecraigavonpcsp

Belfast

 028 9027 0469


 pcsp@belfastcity.gov.uk

 belfastpcsp


Causeway Coast & Glens

 028 7776 0304

 pcsp@causewaycoastandglens.gov.uk

 k causewaycoastglenspcsp


Derry & Strabane


 028 7137 6565

 pcsp@derrycityandstrabanedistrict.com

 derryandstrabanepcsp

Fermanagh & Omagh

 0300 303 1777

 pcsp@fermanaghomagh.co.uk

 m Fermanagh-Omagh-PCSP

Lisburn & Castlereagh

- ☎ 028 9250 9250
- ✉ pcsp@lisburncastlereagh.gov.uk
- 📌 lisburnandcastlereaghpcsp

Mid & East Antrim

- ☎ 0300 124 5000
- ✉ pcsp@midandeastantrim.gov.uk
- 📌 midandeastantrimpcsp

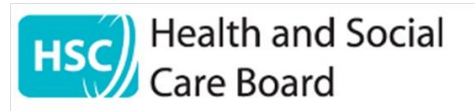
Newry, Mourne & Down

- ☎ 028 3031 3052
- ✉ pcsp@nmandd.org
- 📌 newrymourneanddownpcsp

Mid Ulster

- ☎ 0300 013 2132
- ✉ pcsp@midulstercouncil.org
- 📌 midulsterpcsp

The following organisations have been designated as members of the PCSPs:



GLOSSARY

Acronym

A&E

ABC

AS

ASB

BEAT

CC&G

CNR

CPD

D&SV

DoJ

DPCSPs

DSOA

DV

DVLO

EANI

HURT

LCAC

LCCC

MEA

MEAAP

MOD

NHW

NIAS

NIFRS

NIHE

NIPB

NM&D

Meaning

Accident and Emergency

Armagh, Banbridge and Craigavon

Adult Safeguarding

Anti-Social Behaviour

Be Educated Be Active Be Together

Causeway Coast & Glens

Catholic, Nationalist, Republican

Continuing Professional Development

Domestic & Sexual Violence

Department of Justice

District Policing and Community Safety Partnership(s)

Deprived Super Output Area

Domestic Violence

Domestic Violence Liaison Officer

Education Authority Northern Ireland

Have Your Tomorrows

Lisburn Commerce against Crime

Lisburn & Castlereagh City Council

Mid & East Antrim

Mid and East Antrim Agewell Partnership

Ministry of Defence

Neighbourhood Watch

Northern Ireland Ambulance Service

Northern Ireland Fire and Rescue Service

Northern Ireland Housing Executive

Northern Ireland Policing Board

Newry Mourne and Down

OCN	Open College Network
PACT	Partners And Community Together
PBNI	Probation Board for Northern Ireland
PCSP	Policing and Community Safety Partnership(s)
PPANI	Public Protection Arrangements in Northern Ireland
PSNI	Police Service of Northern Ireland
PUL	Protestant, Unionist, Loyalist
RAF	Royal Air Force
RADAR	Risk Avoidance, Danger Awareness Resource
RAPID	Remove All Prescription and Illegal Drugs
RTC	Road Traffic Collision
TEO	The Executive Office
YJA	Youth Justice Agency



**Policing & Community
Safety Partnerships**

making our community safer

You can keep up to date with the work of the PCSPs online

www.pcsp.org

@pcsp

/pcsp